

SKY-6420

4U Rackmount Intel® Xeon® Scalable GPU Server, Supporting 10 x PCIe x16 Double-Deck Cards Plus 1 x PCIe x16 and 1 x PCIe x8 Single-Deck Cards



Features

- Processor: Dual 2nd Gen Intel® Xeon® Scalable Processors
- Memory: 24 x DDR4 2666MHz ECC RDIMM/LRDIMM / Intel Optane DC Persistent Memory, up to 6TB
- Remote Management: IPMI function support
- Expansion: Supporting 10 * PCIe x16 double-deck card with peer to peer feature + 1* PCIe x16 single-deck FH/HL card + 1*PCIe x8 card
- PSU: 4800W 3+1 redundant power supply with 80 PLUS Platinum level certification
- Easy maintenance system fan: 6 x 12CM system fan with Hot-Swappable feature

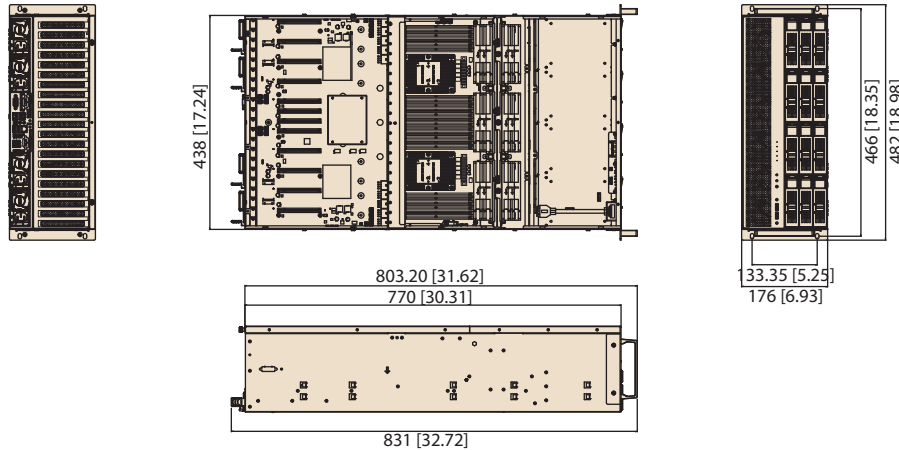


Specifications

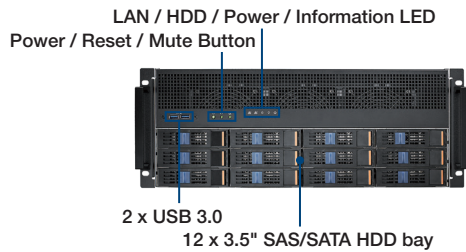
Processor System	Chipset	Intel C622 Chipset	
	CPU	Dual Socket P LGA-3647 2nd Gen Intel Xeon Scalable processors (TDP up to 160W) BIOS V2.00 or above is required for 2nd Gen Xeon Scalable processors	
	Memory	24 x DDR4 2666 MHz ECC RDIMM/ LRDIMM / Intel Optane DC Persistent Memory, up to 6TB	
Graphics	Controller	Aspeed AST2500	
	VRAM	64 MB	
Expansion Slot	Slot 1	PCIe x16 slot (Gen3 x16 link), for double-deck 4.376"(H)/10.5"(L) expansion cards	
	Slot 2	PCIe x16 slot (Gen3 x16 link), for double-deck 4.376"(H)/10.5"(L) expansion cards	
	Slot 3	PCIe x16 slot (Gen3 x16 link), for double-deck 4.376"(H)/10.5"(L) expansion cards	
	Slot 4	PCIe x16 slot (Gen3 x16 link), for double-deck 4.376"(H)/10.5"(L) expansion cards	
	Slot 5	PCIe x16 slot (Gen3 x16 link), for double-deck 4.376"(H)/10.5"(L) expansion cards	
	Slot 6	PCIe x16 slot (Gen3 x16 link), for single-deck add on cards.	
	Slot 7	PCIe x16 slot (Gen3 x8 link), if Slot8 populated with single-deck add on card	
	Slot 8	PCIe x16 slot (Gen3 x16 link), for double-deck 4.376"(H)/10.5"(L) expansion cards	
	Slot 9	PCIe x16 slot (Gen3 x16 link), for double-deck 4.376"(H)/10.5"(L) expansion cards	
	Slot 10	PCIe x16 slot (Gen3 x16 link), for double-deck 4.376"(H)/10.5"(L) expansion cards	
	Slot 11	PCIe x16 slot (Gen3 x16 link), for double-deck 4.376"(H)/10.5"(L) expansion cards	
	Slot 12	PCIe x16 slot (Gen3 x16 link), for double-deck 4.376"(H)/10.5"(L) expansion cards	
Drive Bay	2.5" (Internal)	-	
	3.5" (Front Accessible/Hot Swap)	12 (support 2.5"/3.5" drive)	
Ethernet	Interface	2 x 10GbE	
	Controller	Intel X557-AT2	
Front I/O Interface	USB	2 x USB 3.0	
		4 x USB 3.0	
Rear I/O Interface	PS/2	-	
	COM	2 (Optional)	
	Display	1 x VGA	
	RJ-45	3 (1 is dedicate NIC for IPMI)	
	USB	3 (2 USB3.0, 1 USB 3.0 Type-A)	
Internal connector	COM	2	
	LPC	-	
	Output	System reset	
Watchdog Timer	Interval	Programmable, 1-255 sec	
	Power Output Wattage	80 PLUS Platinum 3+1 4800W redundant Power Supply (Depends on input voltage)	
	Input Range (each unit)	100-127 V _{AC} (Output: 1000W) 200-240V _{AC} (Output: 1600W)	
Cooling	Chassis Fan	6 x 120 x 38 (Internal) + 4 x 80 x 38 (External, Optional)	
	Air Filter	-	
Miscellaneous	LED Indicators	Power status, System Information, HDD activity, LAN1 & LAN2	
	Front Button	Power, Reset, PSU Alarm Mute	
	Remote Management	Advantech Remote Monitoring Utility	
Environment	Temperature	Operating	Non-Operating
		0 ~ 35° C (32 ~ 85° F) *0 ~ 30° C (32 ~ 85.9° F) for NVidia Tesla V100	-40 ~ 60° C (-4 ~ 140° F)
	Humidity	95% @ 40° C	
	Vibration (5 ~ 500 Hz)	0.25 Grms	
	Shock	5G (with 11ms duration, half since wave)	
Physical Characteristics	Dimension (W x H x D)	438 x 176 x 770 mm (17.24" x 6.93" x 30.31")	
	Package Dimension (W x H x D)	685 x 400 x 1050 (26.96" x 15.74" x 41.33")	
	Weight (N.W. / G.W.)	28kg / 41kg	

Dimensions

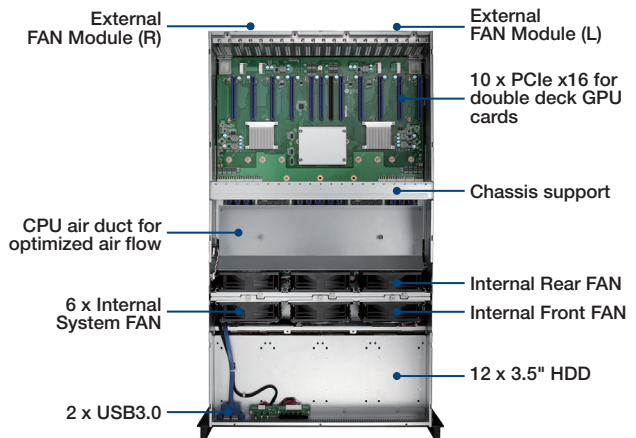
Unit: mm [inch]



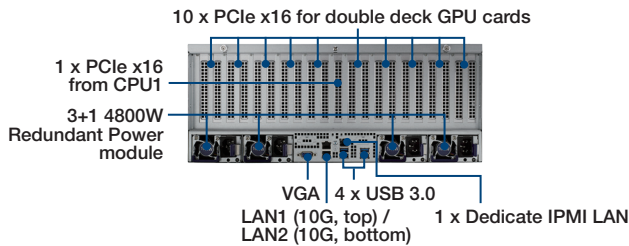
Front View



Inside View



Rear View



Ordering Information

Part Number	HDD	M.2 2280	VGA Chip	RJ45	IPMI	Power supply
SKY-6420-R48A1	12	1	AST 2500	3	YES	3+1 4800W RPS

System Contents

Items	Advantech P/N	Quantity
CPU Heatsink	1960081155N101	2
CPU Clip for Heatsink	1651003167-01	2
Startup Manual	2041642000	1
GPU Extend Bracket	1960087346N000	10
Air Block Bracket for Thermal Optimizat-ion	1960086607N000	7

Optional Accessories

Part	Number Description
PCA-TPM-00A1E	TPM Module
1700019414	COM port cable (1 port)
968AE00066	Slide Rail
1700024753-01	GPU Power cable for CPU-8P (15CM) For Tesla GPU card with CPU-8P connector
1700030122-01	GPU Power cable for PCIe 8P+8P (30CM) For Quadro/RTX/Titan GPU card with PCIe power connector.
96CB-MSASH-MSASH-1	mSASHD to mSASHD 100cm for RAID card cable out at top side
1700025065-01	mSASHD to mSASHD 85cm for RAID card cable out at rear side
98R16420100	Internal hot-swappable FAN kit (Front)
98R16420200	Internal hot-swappable FAN kit (Rear)
98R16420300	External Optional FAN Kit (Left)
98R16420400	External Optional FAN Kit (Right)
98R16420500	Optional top cover for RTX / Titan GPU card. With this cover, system will exceed standard 4U height

Tento produkt můžete zakoupit u společnosti AutoCont IPC a.s.



AutoCont IPC a.s.

Váš dodavatel průmyslových počítačů, komponent a speciálních průmyslových IT systémů.

 Uhlířská 1064/3, 710 00 Ostrava, Česká republika

 obchod@autocont-ipc.cz

 +420 552 301 002

 www.autocont-ipc.cz



PRŮMYSLOVÉ POČÍTAČE

fanless embedded PC, do racku, ...



POČÍTAČE S DISPLEJEM

panelové PC, terminály, do vozidel, ...



AUTOMATIZACE A SBĚR DAT

převodníky, karty, moduly, switche, ...



PERIFERIE A KOMPONENTY

monitory, klávesnice, desky, skříně, ...



NOTEBOOKY A TABLETY

odolné, windows, android, IP65, ...



INFORMAČNÍ KIOSKY

interiérové, venkovní, ...



MEDICÍNSKÁ TECHNIKA

počítače, tablety, LCD, klávesnice, ...



SOFTWAREVÁ ŘEŠENÍ

pro výrobu, zaměstnance, kiosky, ...



PŘEJÍT DO E-SHOPU

eshop.autocont-ipc.cz



DOPRAVA ZDARMA

Doprava zdarma v ČR a SR při objednávce nad 10 000 Kč bez DPH nebo nad 400 EUR.



PRODLOUŽENÁ ZÁRUKA

Záruka 2 roky na vyráběné počítače s možností jejího prodloužení až na 5 let.



ODMĚNA ZA VĚRNOST

Pravidelní zákazníci u nás nakupují za nižší ceny. Výše slevy se odvíjí od realizovaného obrátu.



SERVIS ON-SITE A IN-TIME

K projektovým dodávkám nabízíme rozšířenou podporu a servis s garancí výměny zařízení do 48 hodin.