

# ICF-1280I Series

## 2-port industrial PROFIBUS-to-fiber converters with redundant fiber ring



- > Redundant fiber ring with zero recovery time
- > Examine network-wide fiber communication from a single converter
- > Auto baudrate detection and data speed up to 12 Mbps
- > PROFIBUS bus fail prevents corrupted datagram in functioning segment
- > Alarm by relay output
- > 2 kV galvanic isolation protection
- > Dual power inputs for redundancy
- > Extends PROFIBUS transmission distance up to 45 km
- > Wide temperature model available for -40 to 75°C environments



### Overview

The ICF-1280I series industrial PROFIBUS-to-fiber converters are used to convert PROFIBUS signals from copper to optical fiber. The converters are used to extend serial transmission up to 4 km (multi-mode fiber) or up to 45 km (single-mode fiber). The ICF-1280I

provides 2 kV isolation protection for the PROFIBUS system and dual power inputs to ensure that your PROFIBUS device will perform uninterrupted.

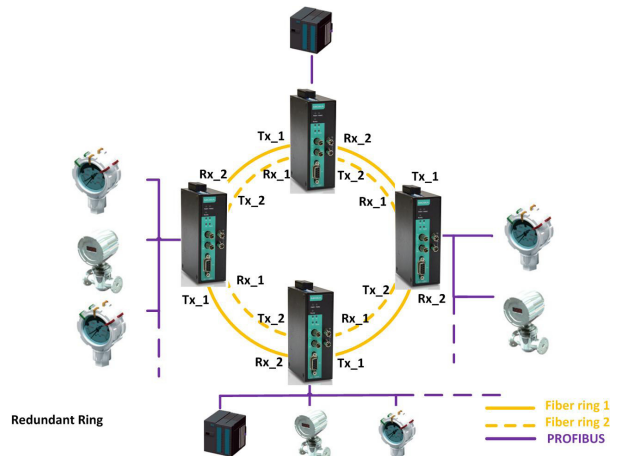
### Remote Fiber Diagnosis

Optical fiber cables are often deployed for long distance communication and a fiber optic inspection pen is used by engineers to ensure proper communication quality of the fiber cable. The ICF-1280I series converters eliminate the need for a fiber optic inspection pen by providing a Remote Fiber Diagnosis function that uses DIP switch adjustments. There are two major functions provided by Remote Fiber Diagnosis: (1) determining which side (Tx or Rx) is causing the problem on the converter; (2) examining the fiber

connections for the overall topology from any individual converter. Fiber cable abnormalities can be automatically detected and identified by the LED indicator even if it is not adjacent to the converter. Remote Fiber Diagnosis facilitates fiber cable deployment and management, and also significantly shortens troubleshooting time by examining fiber connections for the overall topology from any individual converter.

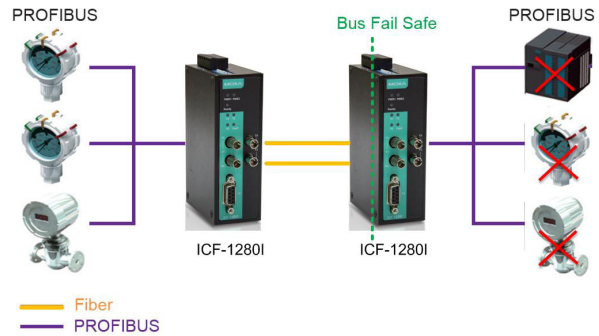
### Redundant Ring

The ICF-1280I series converters can connect PROFIBUS devices in a redundant fiber ring topology. Use the DIP switch to configure all the ICF-1280I converters to Redundant Ring mode. When a PROFIBUS master transmits a signal from one converter to the PROFIBUS slave devices, this signal will travel to all the converters around the ring until it returns to the original converter and terminate. The redundant ring structure ensures no packet loss with zero recovery time.



## PROFIBUS Fail Safe

Electrical noise may be generated when a PROFIBUS device malfunctions or the serial interface fails, resulting in bus failure. Traditional media converters transmit noise signals through the fiber wire to the other converter. This not only disrupts data communication between the two buses, but will also bring communication across the entire system to a halt. When this occurs, the engineers will not be able to easily locate the failed device because the entire PROFIBUS network is down. To avoid this situation, the ICF-1280I series converter has a mechanism to detect and recognize noise signals. If the bus fails on one side, the noise signal will not propagate through the ICF-1280I converter and affect additional bus segments. In addition, the ICF-1280I converter will also trigger an alarm to provide the location of the failure to the field engineer.



## Auto/Manual Baudrate Settings

The ICF-1280I series converters simply convert the signal back and forth between PROFIBUS and fiber at baudrates between 9.6 Kbps to 12 Mbps. Engineers do not need to know the baudrate of the connected PROFIBUS device; the ICF-1280I series converters can

automatically detect the baudrate of the PROFIBUS device and apply this baudrate directly. This is an extremely convenient feature. If necessary, baudrates can be set to a fixed value via DIP switches to shorten the baudrate detection period when the system initializes.

## Fiber Link Monitor

The ICF-1280I series converter provides a fiber link monitoring function to detect the communication errors on both sides of the fiber connection and determine which side (Tx or Rx) is causing the problem. When a communication error occurs, a red LED status indicator will turn on and the relay alarm will activate.

If a fiber abnormality is occurred in a remote fiber segment, the Fault LED will flash to indicate the abnormality is happened in remote segment. Engineers can use the fiber test function for troubleshooting.

## Specifications

### Technology

#### Standards:

IEC 61158-2 for PROFIBUS DP

#### Interface

**P1/P2 Port:** ST optical fiber

**P3 Port:** PROFIBUS DP (DB9 female)

**Relay Alarm:** One relay output with current carrying capacity of 2 A @ 30 VDC (Normal open)

**LED Indicators:** PWR1, PWR2, Ready, P1, P2, P3, Fault

#### DIP Switches:

DIP 1 to 4: Baudrate setting

DIP 5: Fiber link monitor

DIP 6 to 7: Linear/Star mode (w/ optional P1/P2 disable), Redundant Ring mode

DIP 8: Remote Fiber Diagnosis

### PROFIBUS Communication

**Data Rate:** 9.6, 19.2, 45.45, 93.75, 187.5, 500, 1500, 3000, 6000, and 12000 Kbps

**Auto Baudrate:** Yes

**Isolation Protection:** 2 kV

### Optical Fiber Side

**Point-to-Point, Linear (Bus), Star, Redundant Topologies:**

	Multi-mode	Single-mode
Wavelength	820 nm	1310 nm
Tx Output	-14 dBm	-7 dBm
Rx Sensitivity	-28 dBm	-29 dBm
Link Budget	14 dBm	21 dBm
Typical Distance	4 km	45 km

### Physical Characteristics

**Housing:** Metal

**Mounting:** DIN-Rail mounting, wall mounting (with optional kit)

**Dimensions:** 39 x 115 x 70 mm (1.54 x 4.53 x 2.76 in)

**Weight:** 225 g

### Environmental Limits

#### Operating Temperature:

Standard Models: 0 to 60°C (32 to 140°F)

Wide Temp. Models: -40 to 75°C (-40 to 167°F)

**Storage Temperature:** -40 to 75°C (-40 to 167°F)

**Ambient Relative Humidity:** 5 to 95% (non-condensing)

### Power Requirements

**Input Voltage:** 12 to 48 VDC

**Connector:** Terminal Block

**Power Line Protection:** Level 3 (2 kV) Surge Protection

**Over Current Protection:** 1.1 A

### Standards and Certifications

**Safety:** UL 508, EN 60950-1

**EMC:** CE, FCC Part 15 Subpart B Class A

**EMI:** EN 55022, Class A; EN 55024

#### EMS:

EN 61000-4-2 (ESD) Level 3,

EN 61000-4-3 (RS) Level 3,

EN 61000-4-4 (EFT) Level 3,

EN 61000-4-5 (Power Surge) Level 3,

EN 61000-4-5 (Communication Surge) Level 3,

EN 61000-4-6 (CS) Level 3

**Freefall:** IEC 60068-2-32

**Green Product:** RoHS, CRoHS, WEEE

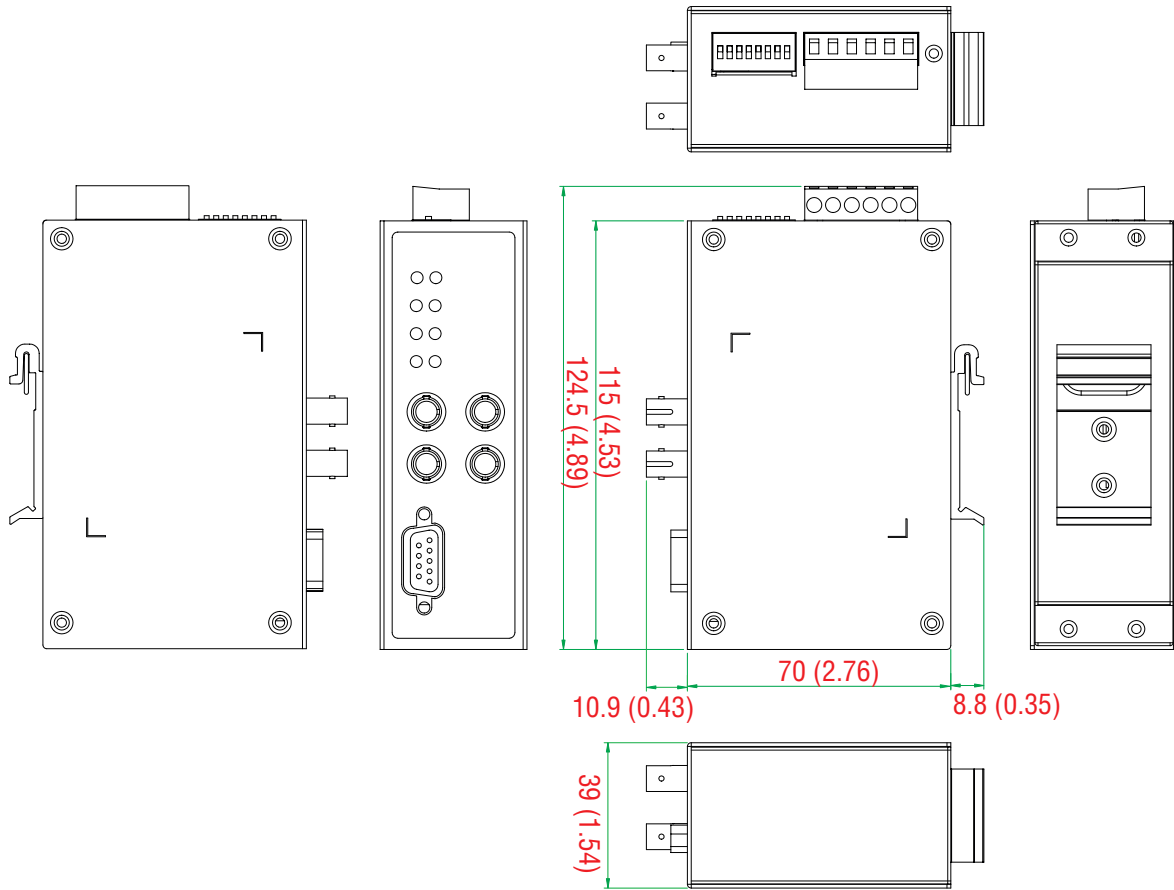
**Warranty**

Warranty Period: 5 years

Details: See [www.moxa.com/warranty](http://www.moxa.com/warranty)

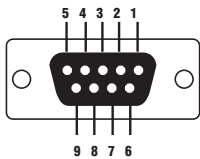
**Dimensions and Pin Assignment**

Unit: mm (inch)



**Pin Assignment**

PROFIBUS Connector (DB9 Female)



PIN	Signal Name
1	N-C
2	N-C
3	Profibus D+
4	RTS
5	Signal common
6	5 V
7	N-C
8	Profibus D-
9	N-C

**Ordering Information**

**Available Models**

ICF-1280I-M-ST: PROFIBUS to fiber converter, multi-mode, 2 ST connector, 0 to 60°C

ICF-1280I-S-ST: PROFIBUS to fiber converter, single-mode, 2 ST connector, 0 to 60°C

ICF-1280I-M-ST-T: PROFIBUS to fiber converter, multi-mode, 2 ST connector, -40 to 75°C

ICF-1280I-S-ST-T: PROFIBUS to fiber converter, single-mode, 2 ST connector, -40 to 75°C

**Package Checklist**

- ICF-1280I series PROFIBUS-to-fiber converter
- Hardware installation guide (printed)
- Warranty card

# Tento produkt můžete zakoupit u společnosti AutoCont IPC a.s.



## AutoCont IPC a.s.

Váš dodavatel průmyslových počítačů, komponent a speciálních průmyslových IT systémů.

 Uhlířská 1064/3, 710 00 Ostrava, Česká republika

 [obchod@autocont-ipc.cz](mailto:obchod@autocont-ipc.cz)

 +420 552 301 002

 [www.autocont-ipc.cz](http://www.autocont-ipc.cz)



### PRŮMYSLOVÉ POČÍTAČE

*fanless embedded PC, do racku, ...*



### POČÍTAČE S DISPLEJEM

*panelové PC, terminály, do vozidel, ...*



### AUTOMATIZACE A SBĚR DAT

*převodníky, karty, moduly, switche, ...*



### PERIFERIE A KOMPONENTY

*monitory, klávesnice, desky, skříně, ...*



### NOTEBOOKY A TABLETY

*odolné, windows, android, IP65, ...*



### INFORMAČNÍ KIOSKY

*interiérové, venkovní, ...*



### MEDICÍNSKÁ TECHNIKA

*počítače, tablety, LCD, klávesnice, ...*



### SOFTWAREVÁ ŘEŠENÍ

*pro výrobu, zaměstnance, kiosky, ...*



### PŘEJÍT DO E-SHOPU

[eshop.autocont-ipc.cz](http://eshop.autocont-ipc.cz)



### DOPRAVA ZDARMA

Doprava zdarma v ČR a SR při objednávce nad 10 000 Kč bez DPH nebo nad 400 EUR.



### PRODLOUŽENÁ ZÁRUKA

Záruka 2 roky na vyráběné počítače s možností jejího prodloužení až na 5 let.



### ODMĚNA ZA VĚRNOST

Pravidelní zákazníci u nás nakupují za nižší ceny. Výše slevy se odvíjí od realizovaného obrátu.



### SERVIS ON-SITE A IN-TIME

K projektovým dodávkám nabízíme rozšířenou podporu a servis s garancí výměny zařízení do 48 hodin.