


EDS-518A Series

16+2G-port Gigabit managed Ethernet switches



- > 2 Gigabit plus 16 fast Ethernet ports for copper and fiber
- > Turbo Ring, Turbo Chain, RSTP/STP, and MSTP* for network redundancy
- > TACACS+*, SNMPv3, IEEE 802.1X, HTTPS, and SSH to enhance network security
- > Easy network management by web browser, CLI*, Telnet/serial console, Windows utility, and ABC-01

*Available in Q3, 2011



Introduction

The EDS-518A is a standalone 18-port managed Ethernet switch that provides 2 combo Gigabit ports with built-in RJ45 or SFP slots for Gigabit fiber optic communication. The Ethernet redundant Turbo

Ring and Turbo Chain (recovery time < 20 ms) increases the reliability and speed of your network backbone. The EDS-518A also supports advanced management and security features.

Features and Benefits

- Command Line Interface (CLI) for quickly configuring major managed functions*
- IPv6 Ready logo awarded (IPv6 Logo Committee certified)
- IEEE 1588 PTP V2* (Precision Time Protocol) for precise time synchronization of networks
- DHCP Option 82 for IP address assignment with different policies
- Support EtherNet/IP* and Modbus/TCP protocols for device management and monitoring
- Compatible with EtherNet/IP and PROFINET protocols for transparent data transmission
- Turbo Ring and Turbo Chain (recovery time < 20 ms), RSTP/STP, and MSTP* for network redundancy
- IGMP snooping and GMRP for filtering multicast traffic
- Port-based VLAN, IEEE 802.1Q VLAN, and GVRP to ease network planning
- QoS (IEEE 802.1p) and TOS/DiffServ to increase determinism
- Port Trunking for optimum bandwidth utilization
- TACACS+*, SNMPv3, IEEE 802.1X, HTTPS, and SSH to enhance network security
- SNMPv1/v2c/v3 for different levels of network management
- RMON for efficient network monitoring and proactive capability
- Bandwidth management prevents unpredictable network status
- ABC-01 (Automatic Backup Configurator) for system configuration backup
- Automatic warning by exception through e-mail, relay output

*Available in Q3, 2011

Specifications

Technology

Standards:

- IEEE 802.3 for 10BaseT
- IEEE 802.3u for 100BaseT(X) and 100BaseFX
- IEEE 802.3ab for 1000BaseT(X)
- IEEE 802.3z for 1000BaseX
- IEEE 802.3x for Flow Control
- IEEE 802.1D-2004 for Spanning Tree Protocol*
- IEEE 802.1w for Rapid STP
- IEEE 802.1s for Multiple Spanning Tree Protocol*
- IEEE 802.1Q for VLAN Tagging
- IEEE 802.1p for Class of Service
- IEEE 802.1X for Authentication
- IEEE 802.3ad for Port Trunk with LACP

Protocols: IGMPv1/v2, GMRP, GVRP, SNMPv1/v2c/v3, DHCP Server/Client, BootP, TFTP, SNMP, SMTP, RARP, RMON, HTTP, HTTPS, Telnet, Syslog, DHCP Option 66/67/82, SSH, SNMP Inform, EtherNet/IP*, Modbus/TCP, LLDP, IEEE 1588 PTP V2*, IPv6, NTP Server/Client*

MIB: MIB-II, Ethernet-Like MIB, P-BRIDGE MIB, Q-BRIDGE MIB, Bridge MIB, RSTP MIB, RMON MIB Group 1, 2, 3, 9

Flow Control: IEEE 802.3x flow control, back pressure flow control

*Available in Q3, 2011

Switch Properties

- Priority Queues:** 4
- Max. Number of Available VLANs:** 64
- VLAN ID Range:** VID 1 to 4094
- IGMP Groups:** 256
- MAC Table Size:** 8 K
- Packet Buffer Size:** 2 Mbit

Interface

Fiber Ports: 100BaseFX (SC/ST connector) and 1000BaseSFP slot
RJ45 Ports: 10/100BaseT(X) or 10/100/1000BaseT(X) auto negotiation speed

Console Port: RS-232 (RJ45 connector)

LED Indicators: PWR1, PWR2, FAULT, 10/100M (TP port), 100M (fiber port), MSTR/HEAD, CPLR/TAIL

Alarm Contact: 2 relay outputs with current carrying capacity of 1 A @ 24 VDC

Digital Inputs: 2 inputs with the same ground, but electrically isolated from the electronics.

- +13 to +30V for state "1"
- -30 to +3V for state "0"
- Max. input current: 8 mA

Optical Fiber

	100BaseFX		
	Multi-mode	Single-mode	Single-mode, 80 km
Wavelength	1300 nm	1310 nm	1550 nm
Max. TX	-10 dBm	0 dBm	0 dBm
Min. TX	-20 dBm	-5 dBm	-5 dBm
RX Sensitivity	-32 dBm	-34 dBm	-34 dBm
Link Budget	12 dB	29 dB	29 dB
Typical Distance	5 km ^a 4 km ^b	40 km ^c	80 km ^d
Saturation	-6 dBm	-3 dBm	-3 dBm

- a. 50/125 μm, 800 MHz*km fiber optic cable
- b. 62.5/125 μm, 500 MHz*km fiber optic cable
- c. 9/125 μm single-mode fiber optic cable
- d. 9/125 μm single-mode fiber optic cable (80 km)

Power Requirements

Input Voltage: 24 VDC (12 to 45 VDC), redundant dual inputs

Input Current:

EDS-518A: 0.51 A @ 24 V

EDS-518A-MM/SS: 0.61 A @ 24 V

Overload Current Protection: Present

Connection: 2 removable 6-contact terminal blocks

Reverse Polarity Protection: Present

Physical Characteristics

Housing: Metal, IP30 protection

Dimensions: 94 x 135 x 142.7 mm (3.7 x 5.31 x 5.62 in)

Weight: 1630 g

Installation: DIN-Rail mounting, wall mounting (with optional kit)

Environmental Limits

Operating Temperature:

Standard Models: 0 to 60°C (32 to 140°F)

Wide Temp. Models: -40 to 75°C (-40 to 167°F)

Storage Temperature: -40 to 85°C (-40 to 185°F)

Ambient Relative Humidity: 5 to 95% (non-condensing)

Standards and Certifications

Safety: UL 508, UL 60950-1, CSA C22.2 No. 60950-1, EN 60950-1

Hazardous Location: UL/cUL Class I Division 2 Groups A/B/C/D, ATEX Zone 2 Ex nC IIC

EMI: FCC Part 15 Subpart B Class A, EN 55022 Class A

EMS:

EN 61000-4-2 (ESD) Level 2, EN 61000-4-3 (RS) Level 3,

EN 61000-4-4 (EFT) Level 2, EN 61000-4-5 (Surge) Level 3,

EN 61000-4-6 (CS) Level 3, EN 61000-4-8, EN 61000-4-12

Marine: DNV, GL

Shock: IEC 60068-2-27

Freefall: IEC 60068-2-32

Vibration: IEC 60068-2-6

Note: Please check Moxa's website for the most up-to-date certification status.

MTBF (mean time between failures)

Time: 240,000 hrs

Database: Telcordia (Bellcore), GB

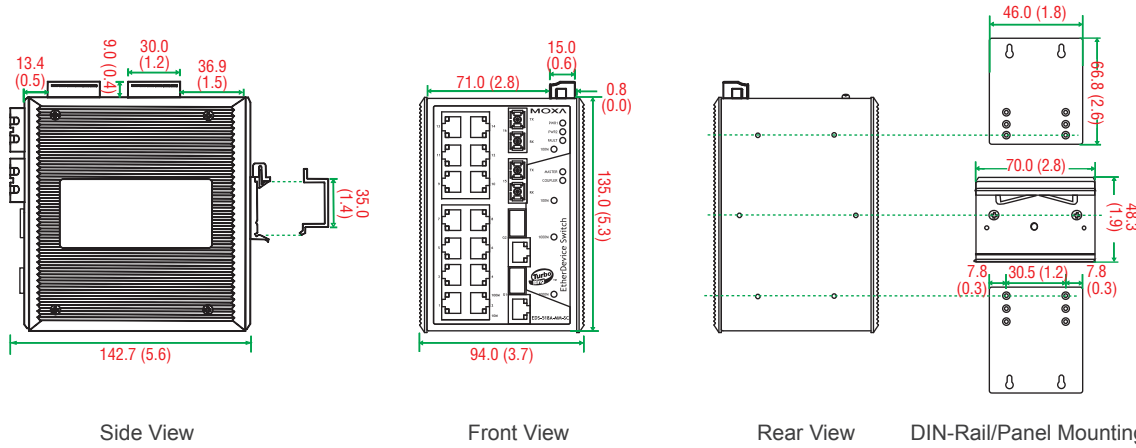
Warranty

Warranty Period: 5 years

Details: See www.moxa.com/warranty

Dimensions

Unit: mm (inch)



Ordering Information

Available Models		Port Interface					
		Gigabit Ethernet		Fast Ethernet			
		Combo Port, 10/100/1000BaseT(X) or 1000BaseSFP*	10/100BaseT(X)	100BaseFX			
Multi-mode, SC Connector	Multi-mode, ST Connector			Single-mode, SC Connector	Single-mode, SC Connector, 80 km		
EDS-518A	EDS-518A-T	2	16	-	-	-	-
EDS-518A-MM-SC	EDS-518A-MM-SC-T	2	14	2	-	-	-
EDS-518A-MM-ST	EDS-518A-MM-ST-T	2	14	-	2	-	-
EDS-518A-SS-SC	EDS-518A-SS-SC-T	2	14	-	-	2	-
EDS-518A-SS-SC-80	-	2	14	-	-	-	2

*The EDS-518A series supports 2 1000BaseSFP slots. See page 1-87 for SFP-1G series Gigabit Ethernet SFP module product information.

Optional Accessories (can be purchased separately)

MXview: Moxa industrial network management software with 50, 100, 250, 500, or 1000 nodes

EDS-SNMP OPC Server Pro: OPC server software that works with all SNMP devices

ABC-01: Configuration backup and restoration tool for managed Ethernet switches, 0 to 60°C operating temperature

DR-4524/75-24/120-24: 45/75/120 W DIN-Rail 24 VDC power supplies

MDR-40-24/60-24: 40/60 W DIN-Rail 24 VDC power supplies, -20 to 70°C operating temperature

WK-46: Wall mounting kit

RK-4U: 4U-high 19" rack mounting kit

Package Checklist

- EDS-518A switch
- RJ45 to DB9 console port cable
- Protective caps for unused ports
- Documentation and software CD
- Hardware installation guide (printed)
- Warranty card

SFP-1G Series

1-port Gigabit Ethernet SFP modules



- > IEEE 802.3z compliant
- > Differential LVPECL inputs and outputs
- > TTL signal detect indicator
- > Hot pluggable LC duplex connector
- > Class 1 laser product, complies with EN 60825-1



Specifications

Interface

Ethernet Ports: 1

Connectors: Duplex LC Connector or Simplex LC Connector (WDM-type only)

Note: WDM-type SFP modules must be used in pairs (e.g., SFP-1GXXALC and SFP-1GXXBLC)

Optical Fiber

	Gigabit Ethernet													
	SFP-SX	SFP-LSX	SFP-LX	SFP-LH	SFP-LHX	SFP-ZX	SFP-EZX	SFP-EZX-120	SFP-10A	SFP-10B	SFP-20A	SFP-20B	SFP-40A	SFP-40B
Wavelength	850 nm	1310 nm	1310 nm	1310 nm	1310 nm	1550 nm	1550 nm	1550 nm	TX 1310 nm, RX 1550 nm	TX 1550 nm, RX 1310 nm	TX 1310 nm, RX 1550 nm	TX 1550 nm, RX 1310 nm	TX 1310 nm, RX 1550 nm	TX 1550 nm, RX 1310 nm
Max. TX	-4 dBm	-1 dBm	-3 dBm	-2 dBm	1 dBm	5 dBm	5 dBm	3 dBm	-3 dBm		-2 dBm		2 dBm	
Min. TX	-9.5 dBm	-9 dBm	-9.5 dBm	-8 dBm	-4 dBm	0 dBm	0 dBm	-2 dBm	-9 dBm		-8 dBm		-3 dBm	
RX Sensitivity	-18 dBm	-19 dBm	-20 dBm	-23 dBm	-24 dBm	-24 dBm	-30 dBm	-33 dBm	-21 dBm		-23 dBm		-23 dBm	
Link Budget	8.5 dB	10 dB	10.5 dB	15 dB	20 dB	24 dB	30 dB	31 dB	12 dB		15 dB		20 dB	
Typical Distance	550 m ^a	2 km ^b	10 km ^c	30 km ^c	40 km ^c	80 km ^c	110 km ^c	120 km ^c	10 km ^c		20 km ^c		40 km ^c	
Saturation	0 dBm	-3 dBm	-3 dBm	-3 dBm	-3 dBm	-3 dBm	-3 dBm	-8 dBm	-1 dBm		-1 dBm		-1 dBm	

a. 50/125 μm, 400 MHz * km or 62.5/125 μm, 500 MHz * km @ 850 nm multi-mode fiber optic cable

b. 62.5/125 μm, 750 MHz * km @ 1310 nm multi-mode fiber optic cable

c. 9/125 μm single-mode fiber optic cable

Note: The actual communication distance depends on many factors, including connector loss, cable deployment, and the age of the cabling system. We recommend doing a link budget analysis and reserving a 3 dB margin for such factors.

Environmental Limits

Operating Temperature:

Standard Models: 0 to 60°C (32 to 140°F)

Wide Operating Temp. Models: -40 to 85°C (-40 to 185°F)

Storage Temperature: -40 to 85°C (-40 to 185°F)

Ambient Relative Humidity: 5 to 95% (non-condensing)

Standards and Certifications

Safety: UL 60950-1, TÜV

Warranty

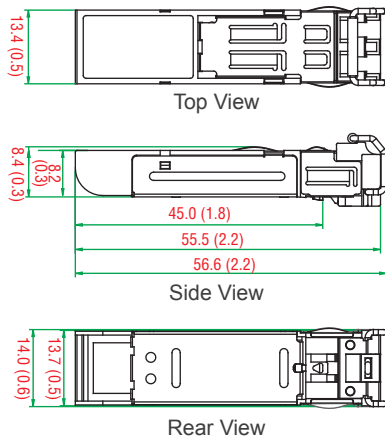
Warranty Period: 5 years

Details: See www.moxa.com/warranty

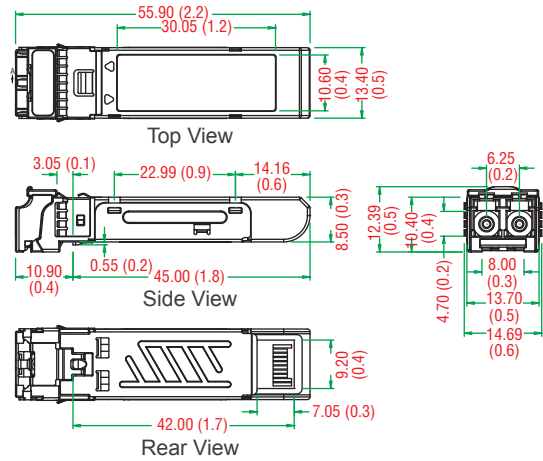
Dimensions

Unit: mm (inch)

SFP-1G Series



SFP-1GEZXC-120



Ordering Information

SFP Modules

Available Models		Port Interface							
Standard Temperature (0 to 60°C)	Wide Temperature (-40 to 85°C)	1000BaseSX, LC Connector, 0.5 km	1000BaseLSX, LC Connector, 2 km	1000BaseLX, LC Connector, 10 km	1000BaseLH, LC Connector, 30 km	1000BaseLHX, LC Connector, 40 km	1000BaseZX, LC Connector, 80 km	1000BaseEZC, LC Connector, 110 km	1000BaseEZC, LC Connector, 120 km
SFP-1GSXLC	SFP-1GSXLC-T*	1	-	-	-	-	-	-	-
SFP-1GLSXLC	SFP-1GLSXLC-T	-	1	-	-	-	-	-	-
SFP-1GLXLC	SFP-1GLXLC-T	-	-	1	-	-	-	-	-
SFP-1GLHLC	SFP-1GLHLC-T	-	-	-	1	-	-	-	-
SFP-1GLHLC	SFP-1GLHLC-T	-	-	-	-	1	-	-	-
SFP-1GLHLC	SFP-1GLHLC-T	-	-	-	-	-	1	-	-
SFP-1GZXLC	SFP-1GZXLC-T	-	-	-	-	-	-	1	-
SFP-1GEZXC	-	-	-	-	-	-	-	-	1
SFP-1GEZXC-120	-	-	-	-	-	-	-	-	1

* SFP-1GSXLC-T: -20 to 75°C operating temperature

WDM-type (BiDi) SFP Modules

Available Models		Port Interface					
Standard Temperature (0 to 60°C)	Wide Temperature (-40 to 85°C)	1000BaseSFP, LC Connector, 10 km		1000BaseSFP, LC Connector, 20 km		1000BaseSFP, LC Connector, 40 km	
		TX 1310 nm, RX 1550 nm	TX 1550 nm, RX 1310 nm	TX 1310 nm, RX 1550 nm	TX 1550 nm, RX 1310 nm	TX 1310 nm, RX 1550 nm	TX 1550 nm, RX 1310 nm
SFP-1G10ALC	SFP-1G10ALC-T	1	-	-	-	-	-
SFP-1G10BLC	SFP-1G10BLC-T	-	1	-	-	-	-
SFP-1G20ALC	SFP-1G20ALC-T	-	-	1	-	-	-
SFP-1G20BLC	SFP-1G20BLC-T	-	-	-	1	-	-
SFP-1G40ALC	SFP-1G40ALC-T	-	-	-	-	1	-
SFP-1G40BLC	SFP-1G40BLC-T	-	-	-	-	-	1

The SFP-1G series modules can be used with the following products:

IM-2GSFP, EDS-611/619 series, EDS-G509 series, EDS-518A series, EDS-510A series, EDS-P510 series, ICS-G7826/G7828 series, ICS-G7526/G7528 series, IM-G7000-4GSFP, IKS-G6824 series, IKS-G6524 series, IKS-6526-2GTXSFP series, PM-7200-2G/4G series, EDS-G308 series, EDR-G903 series, IMC-101G series, PT-G7509

Package Checklist

- SFP-1G module
- Warranty card

Tento produkt můžete zakoupit u společnosti AutoCont IPC a.s.



AutoCont IPC a.s.

Váš dodavatel průmyslových počítačů, komponent a speciálních průmyslových IT systémů.

 Uhlířská 1064/3, 710 00 Ostrava, Česká republika

 obchod@autocont-ipc.cz

 +420 552 301 002

 www.autocont-ipc.cz



PRŮMYSLOVÉ POČÍTAČE

fanless embedded PC, do racku, ...



POČÍTAČE S DISPLEJEM

panelové PC, terminály, do vozidel, ...



AUTOMATIZACE A SBĚR DAT

převodníky, karty, moduly, switche, ...



PERIFERIE A KOMPONENTY

monitory, klávesnice, desky, skříně, ...



NOTEBOOKY A TABLETY

odolné, windows, android, IP65, ...



INFORMAČNÍ KIOSKY

interiérové, venkovní, ...



MEDICÍNSKÁ TECHNIKA

počítače, tablety, LCD, klávesnice, ...



SOFTWAREVÁ ŘEŠENÍ

pro výrobu, zaměstnance, kiosky, ...



PŘEJÍT DO E-SHOPU

eshop.autocont-ipc.cz



DOPRAVA ZDARMA

Doprava zdarma v ČR a SR při objednávce nad 10 000 Kč bez DPH nebo nad 400 EUR.



PRODLOUŽENÁ ZÁRUKA

Záruka 2 roky na vyráběné počítače s možností jejího prodloužení až na 5 let.



ODMĚNA ZA VĚRNOST

Pravidelní zákazníci u nás nakupují za nižší ceny. Výše slevy se odvíjí od realizovaného obrátu.



SERVIS ON-SITE A IN-TIME

K projektovým dodávkám nabízíme rozšířenou podporu a servis s garancí výměny zařízení do 48 hodin.