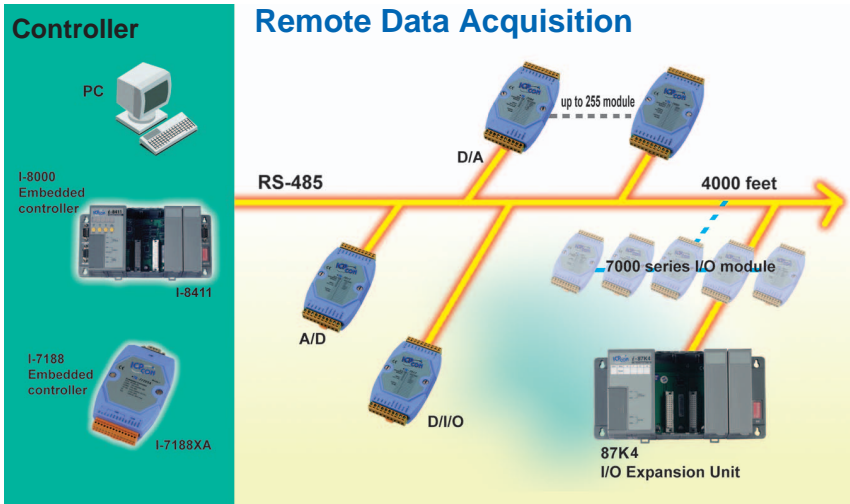


i-7000 Remote I/O Modules

SERIES

i-7000



Introduction

The I-7000 series provides cost-effective protection and conditioning for a wide range of valuable industrial control signals and systems. Our product line includes sensor-to-computer, computer-to-sensor, digital I/O, timer/counter, USB to RS-232 converter, USB to RS-485/422 converter, RS-232 to RS-485/422 converter, RS-485/422 repeater, RS-485 Hub, man machine interface, data display and application software. The I-7000 modules are good for small I/O channels, while I-87K I/O expansion units are good for middle-size I/O channels.



Piggy Back

Features

- More than 100 modules are provided and more new modules are coming
- Industrial Quality
- Self-Tuner Design
- Dual Watchdog Design
- High Speed Isolated Repeater
- "Smart" Device Design
- I/O Range Programmable
- Wide Range Power Input
- Easy Mounting and Connection
- Complete Software Environment




DIN-Rail Mounting

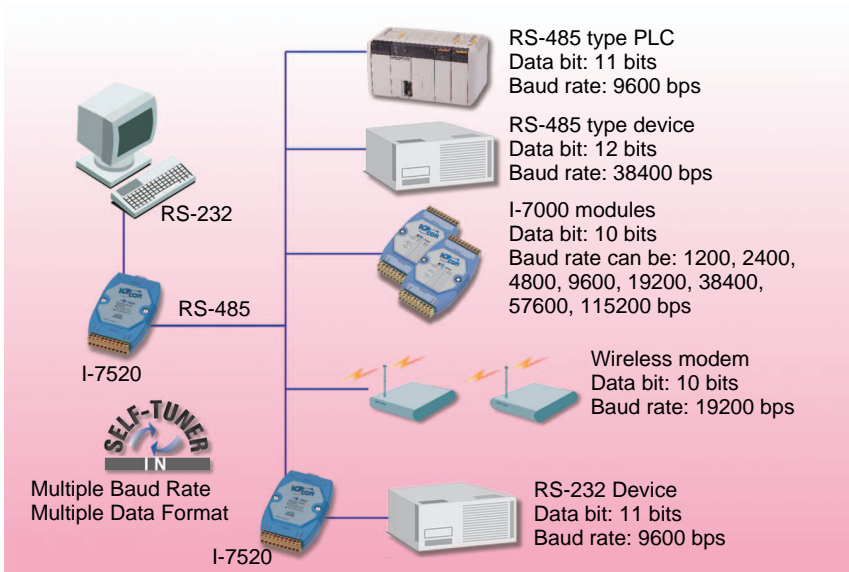
i-7000 "Self Tuner" Innovative Design SERIES

"Self Tuner" A New Technology You Should Know !

U.S. Patent, US 6,401,159 B1
P.R.O.C.PAT NO.
PAT No. 086674
PAT No. 132457



A conventional RS-232 to RS-485 converter uses the DIP switch to select the baud rate and data format for the whole RS-485 network. All modules, devices and equipment in the network should be configured to the same baud rate and data format. Unfortunately most real world applications can't be implemented in such a simple way. The "Self Tuner" is an innovative chip designed to solve this problem. Every converter contains a "Self Tuner" chip. This chip can auto-tune the baud rate and data format to the whole network. Therefore the I-7520 can connect to different baud rates and different data formats with devices in the same network.



i-7000 **RS-485 Repeater / Hub** SERIES

i-7000

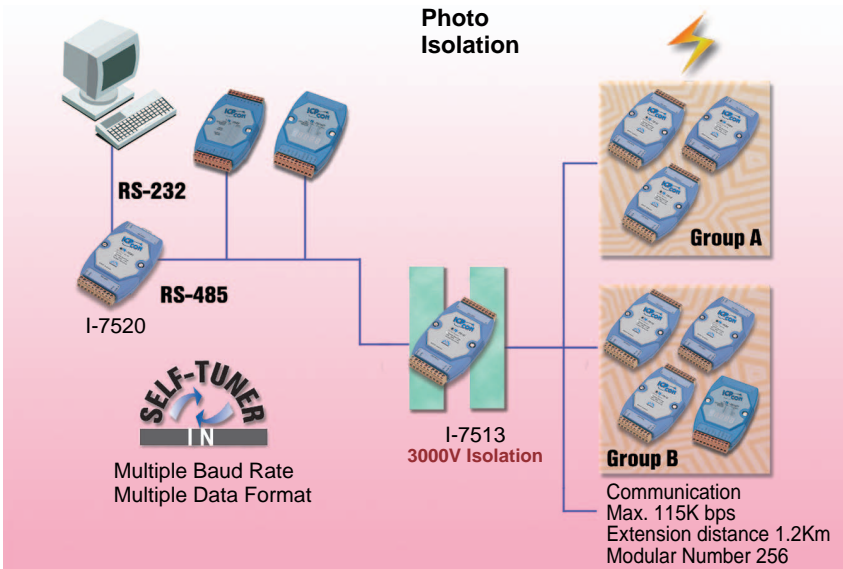
**High Speed &
High Quality
Isolated RS-485
Repeater / Hub**

**Drop the Low-end Repeater / Hub
Save Your RS-485 Network**



A conventional RS-485 repeater / hub uses the DIP switch to select the baud rate and data format for the whole RS-485 network. Our repeater / hub contains an innovative "Self Tuner" chip. This chip auto-tunes the baud rate and the data format to the whole network and makes the network very stable. Due to the superior design, every repeater can extend the communication to another 1.2 Km at 9600bps speed. If the speed is lower than 9600bps, the extended distance can be up to 2.1 Km or 3.4Km. Some low-end repeaters can't repeat signals well and cause the whole network to become unstable. Those low-end repeaters don't have isolation. The whole network could be destroyed by lighting or transient high voltage. If your RS-485 is unstable, please change the converter and repeater / hub.

Do you have any RS-485 wiring problems? Our new module I-7513 is one to three ports RS-485 hub. Each channel has its own RS-485 driver IC on it, so it can support wiring in star topology. Refer to section 5-14 for more repeater / hub modules.

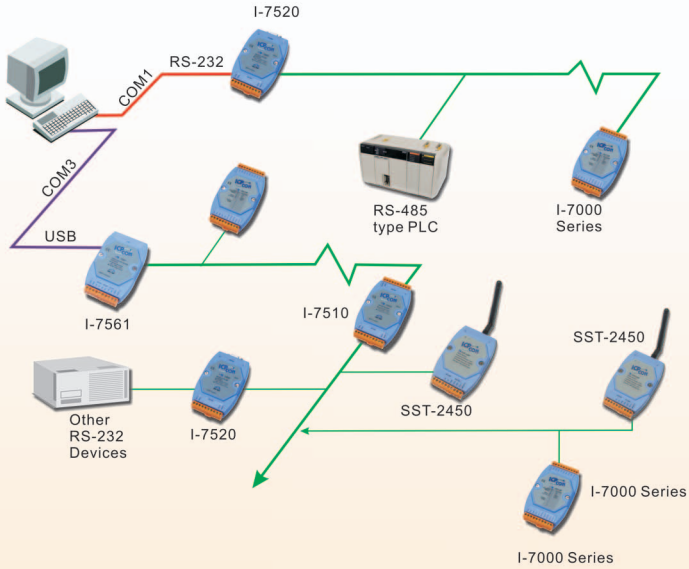


i-7000 *The Most Flexible RS-485 Network*

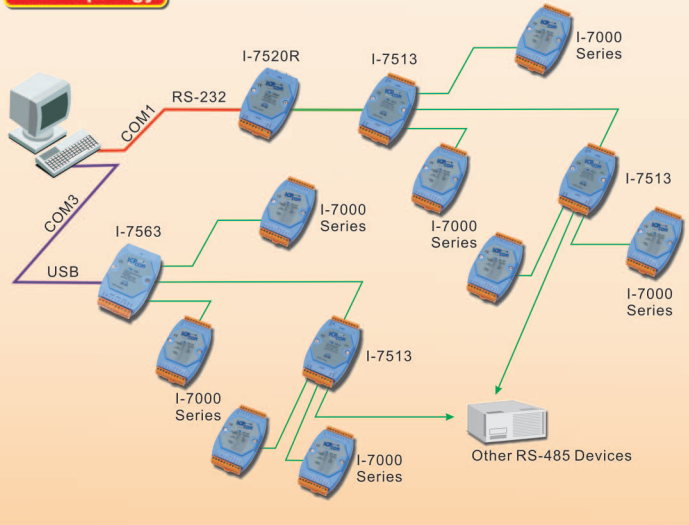
SERIES

I-7000 Series RS-485 Network Configuration

Bus Topology



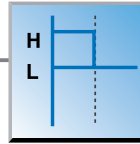
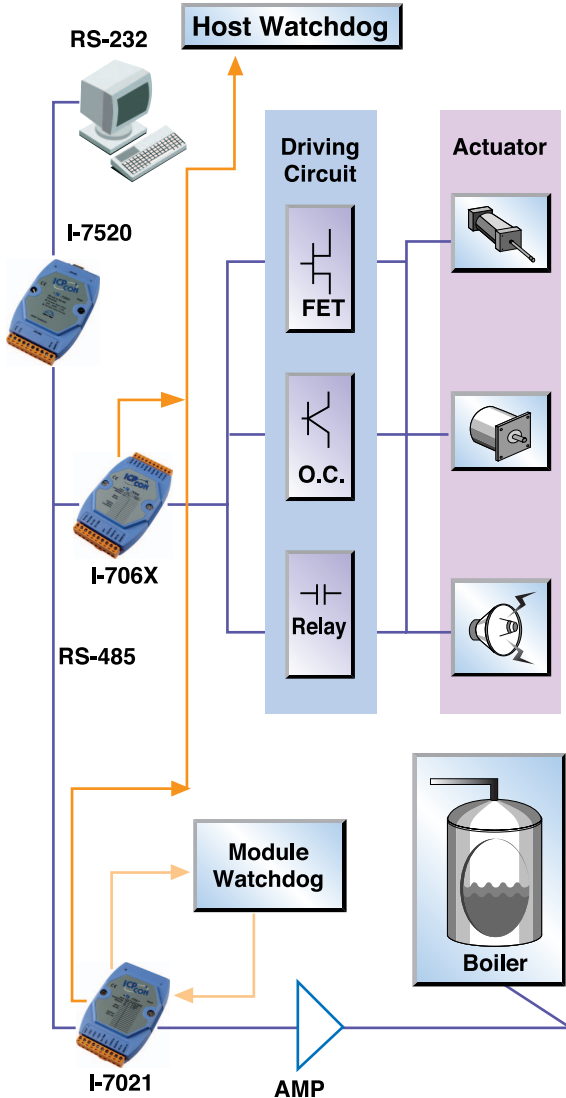
Star Topology



i-7000 "Dual Watchdog" SERIES

i-7000

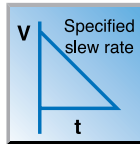
Network Control Made Reliable



Active host watchdog
Output state goes to safe state: L



Active host watchdog
Output state goes to safe state: H



Active host watchdog
D/A output goes to safe state

Why "Dual Watchdog"

Some company's remote I/O modules don't have the "Dual Watchdog", it may cause unrecoverable damage to the whole control system.

What is "Dual Watchdog"

I-7000 provides Module and Host Watchdogs. The module watchdog is a hardware watchdog. The host watchdog is a software watchdog. The module watchdog is designed to automatically reset the μ p when the module fails. The host watchdog monitors the host controller (PC or PLC). The output of module can go to a safe state, if the host fails.

Example 1

When the host watchdog is active, the output of Digital I/O will go to a safe state, logical high or low. The user can specify the logical state.

Example 2

When the host watchdog is active, the output of D/A is stepped down until the final (safe) value is reached and a gradual controlled output slew rate is followed. The user can specify the slew rate of the output voltage.

i-7000 Analog Input Modules Selection Guide

SERIES

Analog Input Modules Selection Guide

| Module | | I-7005 | I-7011/ I-7011D/ | I-7011P/ I-7011PD | I-7012/ I-7012D | I-7012F/ I-7012FD | I-7013/ I-7013D | I-7014D | I-7015 | I-7033 I-7033D |
|------------------------------------|----------------------------|------------------------|--|--|--|--|------------------------------|--|-------------------------------|------------------------------|
| Analog Input | Resolution | 16 bit | 16 bit | 16 bit | 16 bit | 16/12 bit | 16 bit | 16 bit | 16 bit | 16 bit |
| | Input channel | 8 diff. | 1 diff. | 1 diff. | 1 diff. | 1 diff. | 1 diff. | 1 diff. | 6 diff. | 3 diff. |
| | Sampling rate | 8Hz | 10Hz | 10Hz | 10Hz | 10/100Hz | 10Hz | 10Hz | 12Hz | 10Hz |
| | Voltage input | - | +/-15mV +/-50mV +/-100mV +/-500mV +/-1V +/-2.5V | +/-15mV +/-50mV +/-100mV +/-500mV +/-1V +/-2.5V | +/-150mV +/-500mV +/-1V +/-5V +/-10V | +/-150mV +/-500mV +/-1V +/-5V +/-10V | - | +/-150mV +/-500mV +/-1V +/-5V +/-10V | - | - |
| | Current input | - | +/-20mA | +/-20mA | +/-20mA | +/-20mA | - | +/-20mA | - | - |
| | Sensor input | Thermistor (2 wire) | J.K.T.E.R. S.B.N.C Thermocouple | J.K.T.E.R. S.B.N.C L.M Thermocouple | - | - | Pt Ni-RTD (2/3/4 wire) | - | Pt/Ni/Cu RTD (2/3 wire) | Pt Ni-RTD (2/3/4 wire) |
| | 4 1/2 digit LED Display | - | Yes for I-7011D | Yes for I-7011PD | Yes for I-7012D | Yes for I-7012FD | Yes for I-7013D | Yes for I-7014D | - | Yes for I-7033D |
| | Isolated loop power | - | - | - | - | - | - | Yes +15V | - | - |
| | Input Linear scaling | - | - | - | - | - | - | Yes | - | - |
| | Isolation Voltage | 3000V | 3000V | 3000V | 3000V | 3000V | 3000V | 3000V | 3000V | 3000V |
| Digital Input & Digital Output | Digital input channels | - | 1 | 1 | 1 | 1 | - | 1 | - | - |
| | Digital output channels | 6 | 2 | 2 | 2 | 2 | - | 2 | - | - |
| | Event counter | - | Yes | Yes | Yes | Yes | - | Yes | - | - |
| | High/Low Alarm | Yes | Yes | Yes | Yes | Yes | - | Yes | - | - |
| Individual Channel Configurable | Yes | - | - | - | - | - | - | Yes | - | |
| Dual Watchdog Timer | Yes | Yes | Yes | Yes | Yes | Yes | Yes | Yes | Yes | |
| Frame Ground | Yes | - | - | - | - | - | - | Yes | - | |
| Availability | Call | Yes | Yes | Yes | Yes | Yes | Yes | Yes | Yes | |

Analog Input Modules Selection Guide

| Module | | I-7016/ I-7016D | I-7016P/ I-7016PD | I-7017 | I-7017F | I-7017C | I-7017FC | I-7017R | I-7017RC |
|---|----------------------------|--|--|--|--|-----------------|--------------------|--|--------------------|
| Analog Input | Resolution | 16 bit | 16 bit | 16 bit | 16/12 bit | 16 bit | 16/12 bit | 16/12 bit | 16/12 bit |
| | Input channel | 2 diff. | 1 diff. | 8 diff. | 8 diff. | 8 diff. | 8 diff. | 8 diff. | 8 diff. |
| | Sampling rate | 2/10Hz | 10Hz | 10Hz (total) | 10/60Hz (total) | 10Hz (total) | 10/60Hz (total) | 10/60Hz (total) | 10/60Hz (total) |
| | Fast Mode (12bit) | - | - | - | Yes | - | Yes | Yes | Yes |
| | Voltage input | +/-15mV +/-50mV +/-100mV +/-500mV +/-1V +/-2.5V | +/-15mV +/-50mV +/-100mV +/-500mV +/-1V +/-2.5V | +/-150mV +/-500mV +/-1V +/-5V +/-10V | +/-150mV +/-500mV +/-1V +/-5V +/-10V | - | - | +/-150mV +/-500mV +/-1V +/-5V +/-10V | - |
| | Current input | +/-20mA | +/-20mA | +/-20mA | +/-20mA | +/-20mA | +/-20mA | +/-20mA | +/-20mA |
| | Sensor input | 4-wire Strain gauge Input | 6-wire Strain gauge Input | - | - | - | - | - | - |
| | 4 1/2 digit LED Display | Yes for I-7016D | Yes for I-7016PD | - | - | - | - | - | - |
| | Input Linear scaling | Yes | Yes | - | - | - | - | - | - |
| | Isolation Voltage | 3000V | 3000V | 3000V | 3000V | 3000V | 3000V | 3000V | 3000V |
| Digital Input & Digital Output | Digital input channels | 1 | 1 | - | - | - | - | - | - |
| | Digital output channels | 4 | 4 | - | - | - | - | - | - |
| | Event counter | Yes | Yes | - | - | - | - | - | - |
| | High/Low Alarm | Yes | Yes | - | - | - | - | - | - |
| Dual Watchdog Timer | Yes | Yes | Yes | Yes | Yes | Yes | Yes | Yes | |
| Over voltage protection | - | - | +/-35V | +/-35V | +/-35V | +/-35V | 240 Vrms | 240 Vrms | |
| Frame Ground | - | - | - | - | Yes | Yes | Yes | Yes | |
| Availability | Yes | Yes | Yes | Yes | Yes | Yes | Yes | Yes | |

i-7000 Analog Input Modules Selection Guide

SERIES

Analog Input Modules Selection Guide

| Module | | I-7018 | I-7018P | I-7018R | I-7018BL | I-7019R |
|---------------------------------|-------------------------|--|--|--|--|--|
| Analog Input | Resolution | 16 bit | 16 bit | 16 bit | 16 bit | 16 bit |
| | Input channel | 8 diff. | 8 diff. | 8 diff. | 8 diff. | 8 diff. |
| | Sampling rate | 10Hz (total) | 10Hz (total) | 10Hz (total) | 10Hz (total) | 8Hz (total) |
| | Voltage input | +/-15mV +/-50mV +/-100mV +/-500mV +/-1V +/-2.5V | +/-15mV +/-50mV +/-100mV +/-500mV +/-1V +/-2.5V | +/-15mV +/-50mV +/-100mV +/-500mV +/-1V +/-2.5V | +/-15mV +/-50mV +/-100mV +/-500mV +/-1V +/-2.5V | +/- 15mV +/- 50mV +/- 100mV +/- 150mV +/- 500mV +/- 1V +/- 2.5V +/- 5V +/- 10V |
| | Current input | +/-20mA | +/-20mA | +/-20mA | +/- 20mA | +/-20mA |
| | Sensor input | J. K.T.E.R.S.B N.C. thermocouple | J.K.T.E.R.S.B N.C.L.M. thermocouple | J.K.T.E.R.S.B N.C.L.M. thermocouple | J.K.T.E.R.S.B. N.C.L.M. thermocouple | J.K.T.E.R.S.B. N.C.L.M.L2 (DIN43710) thermocouple |
| | 4 1/2 digit LED Display | - | - | - | - | - |
| | Isolation Voltage | 3000V | 3000V | 3000V | 3000V | 3000V |
| | Break Line Detection | | | Yes | Yes | Yes |
| Individual Channel Configurable | - | - | - | - | Yes | |
| Dual Watchdog Timer | Yes | Yes | Yes | Yes | Yes | |
| Over voltage protection | +/- 35V | +/- 35V | 240 Vrms | +/- 35V | 240 Vrms | |
| Frame Ground | - | - | Yes | - | Yes | |
| Availability | Yes | Yes | Yes | Yes | Yes | |

I-7017 Series Selection Guide

| Module | I-7017 | I-7017F*1 | I-7017C*2 | I-7017FC | I-7017R*3 | I-7017RC |
|--------------------------------|--|--|-------------------|----------------------------------|--|----------------------------------|
| Input Channels | 8 | 8 | 8 | 8 | 8 | 8 |
| Resolutions | 16 bits | 16/12 bits | 16 bits | 16/12 bits | 16/12 bits | 16/12 bits |
| Input Type | mV, V mA*4 | mV, V mA*4 | mA | mA | mV, V mA*4 | mA |
| Sampling Rate | 10 Samples/sec | 10 Samples/sec (Normal) | 10 Samples/sec | 10 Samples/sec (Normal) | 10 Samples/sec (Normal) | 10 Samples/sec (Normal) |
| | | 60 Samples/sec (Fast) | | 60 Samples/sec (Fast) | 60 Samples/sec (Fast) | 60 Samples/sec (Fast) |
| | | | | | | |
| Fast Mode (12bits) | | Yes | | Yes | Yes | Yes |
| Voltage Input | +/-150mV +/-500mV +/-1V +/-5V +/-10V | +/-150mV +/-500mV +/-1V +/-5V +/-10V | | | +/-150mV +/-500mV +/-1V +/-5V +/-10V | |
| Current Input | +/-20mA*1 | +/-20mA*1 | +/-20mA | +/-20mA | +/-20mA*1 | +/-20mA |
| Accuracy | ±0.1% | ±0.1% (Normal) ±0.5%(Fast) | ±0.1% | ±0.1% (Normal) ±0.5%(Fast) | ±0.1% (Normal) ±0.5%(Fast) | ±0.1% (Normal) ±0.5%(Fast) |
| Input Impedance | 20MΩ | 20MΩ | 125Ω | 125Ω | 1MΩ | 125Ω |
| Voltage Overload Protection | ±35V | ±35V | ±35V | ±35V | ±240V | ±240V |
| Isolation | 3000 VDC | 3000 VDC | 3000 VDC | 3000 VDC | 3000 VDC | 3000 VDC |
| Dual Watchdog Timer | Yes | Yes | Yes | Yes | Yes | Yes |
| Frame Ground | | | Yes | Yes | Yes | Yes |

1. 'F' means "Fast". It supports 60samples/second fast mode. The resolution is 12 bits and the accuracy is 0.5% in fast mode.

2. 'C' means the module is for +/-20mA "Current" inputs. No external resistor required.

3. "R" means "Robust". It has 240V high voltage overload protection. It also supports the fast mode as 'F' model.

4. Requires optional external 125Ω resistor.

i-7000 Analog Input Modules Selection Guide

SERIES

I-7018 Series Selection Guide

| Module | I-7018 | I-7018P ^{*1} | I-7018R ^{*2} |
|-----------------------------|--|--|--|
| Resolutions | 16 bits | 16 bits | 16 bits |
| Channels | 8 diff. | 8 diff. | 8 diff. |
| Sampling Rate | 10Hz | 10Hz | 10Hz |
| Voltage Input | +/-15mV +/-50mV +/-100mV +/-500mV +/-1V +/-2.5V | +/-15mV +/-50mV +/-100mV +/-500mV +/-1V +/-2.5V | +/-15mV +/-50mV +/-100mV +/-500mV +/-1V +/-2.5V |
| Current Input | +/-20mA ^{*3} | +/-20mA ^{*3} | +/-20mA ^{*3} |
| Thermocouple Input | J, K, T, E, R, S, B, N, C | J, K, T, E, R, S, B, N, C L, M | J, K, T, E, R, S, B, N, C |
| Accuracy | ±0.1% | ±0.1% | ±0.2% |
| Open Thermocouple Detection | - | - | Yes |
| Input Impedance | 20MΩ | 20MΩ | 1MΩ |
| Isolation | 3000 VDC | 3000 VDC | 3000 VDC |
| Voltage Overload Protection | ±35V | ±35V | ±240V |
| Dual Watchdog Timer | Yes | Yes | Yes |
| Frame Ground | - | - | Yes |

1. 'P' means supporting two more thermocouple types L and M
2. 'R' means "Robust". It has 240V high voltage over load protection. It also supports open thermocouple detection.
3. Requires optional external 125Ω resistor.

i-7000 Digital I/O Modules Selection Guide

Digital I/O, Relay and Counter Selection Guide

| Module | | I-7041/ I-7041D | I-7042/ I-7042D | I-7043/ I-7043D | I-7044/ I-7044D | I-7045 I-7045D |
|---|--|----------------------|----------------------|--------------------|---------------------|---------------------|
| Digital input and Digital output | Digital input channels | 14 Isolation (3750V) | – | – | 4 Isolation (3750V) | – |
| | Digital output channels (open collector) | – | 13 Isolation (3750V) | 16 | 8 Isolation (3750V) | 16 Isolation (3750) |
| | Alarm Setting | – | – | – | – | – |
| Counter | Channels | 14 | – | – | 4 | – |
| | Input frequency | 100Hz | – | – | 100Hz | – |
| LED Display | | Yes for I-7041D | Yes for I-7042D | Yes for I-7043D | Yes for I-7044D | Yes for I-7045D |
| Safe Value (When Host Fail or communication fail) | | – | Yes | Yes | Yes | Yes |
| Power-on Preset Value | | – | Yes | Yes | Yes | Yes |
| Dual Watchdog Timer | | Yes | Yes | Yes | Yes | Yes |
| Availability | | Yes | Yes | Yes | Yes | Yes |

Digital I/O, Relay and Counter Selection Guide

| Module | | I-7050/ I-7050D | I-7051/ I-7051D | I-7052/ I-7052D | I-7053/ I-7053D | I-7055/ I-7055D | I-7058/ I-7058D |
|---|--|--------------------|----------------------|---------------------|--------------------|---------------------|---------------------|
| Digital input and Digital output | Digital input channels | 7 | 16 Isolation (3750V) | 8 Isolation (5000V) | 16 | 8 Isolation (3750V) | 8 Isolation (5000V) |
| | Digital output channels (open collector) | 8 | – | – | – | 8 Isolation (3750V) | – |
| | Alarm Setting | – | – | – | – | – | – |
| Counter | Channels | 7 | 16 | 8 | 16 | 8 | 8 |
| | Input frequency | 100Hz | 100Hz | 100Hz | 100Hz | 100Hz | 100Hz |
| LED Display | | Yes for I-7050D | Yes for I-7051D | Yes for I-7052D | Yes for I-7053D | Yes for I-7055D | Yes for I-7058D |
| Safe Value (When Host Fail or communication fail) | | Yes | – | – | – | Yes | – |
| Power-on Preset Value | | Yes | – | – | – | Yes | – |
| Dual Watchdog Timer | | Yes | Yes | Yes | Yes | Yes | Yes |
| Availability | | Yes | Yes | Yes | Yes | Yes | Yes |

i-7000 Digital I/O Modules Selection Guide

SERIES

Digital I/O, Relay and Counter Selection Guide

| Module | | I-7060/ I-7060D | I-7063/63D/63A/63AD/ I-7063B/63BD | I-7065/65D/65A/65AD/ I-7065B/65BD |
|---|-------------------------|---------------------------------------|--|--|
| Digital input and Digital output | Digital input channels | 4 Isolation (3750V) | 8 Isolation (3750V) | 4 Isolation (3750V) |
| | Digital output channels | 4 Channel Relay Form A x 2 Form C x 2 | 3 Channel Relay I-7063: Form A; AC 250V5A; DC 30V/5A I-7063A: AC type SSR I-7063B: DC type SSR | 5 Channel Relay I-7065: Form A; AC 250V5A; DC 30V/5A I-7065A: AC type SSR I-7065B: DC type SSR |
| | Alarm Setting | – | – | – |
| Counter | Channels | 4 | 8 | 4 |
| | Input frequency | 100Hz | 100Hz | 100Hz |
| LED Display | | Yes for I-7060D | Yes for 7063D/7063AD/7063BD | Yes for 7065D/7065AD/7065BD |
| Safe Value (When Host Fail or communication fail) | | Yes | Yes | Yes |
| Power-on Preset Value | | Yes | Yes | Yes |
| Dual Watchdog Timer | | Yes | Yes | Yes |
| Availability | | Yes | Yes | Yes |

Digital I/O, Relay and Counter Selection Guide

| Module | | I-7066/ I-7066D | I-7067/ I-7067D | I-7080/ I-7080D |
|---|-------------------------|---------------------------|------------------------|--------------------|
| Digital input and Digital output | Digital input channels | – | – | – |
| | Digital output channels | 7 Channel Photo Mos Relay | 7 Channel Relay Form A | 2 Channel |
| | Alarm Setting | – | – | – |
| Counter | Channels | – | – | 2 |
| | Input frequency | – | – | 100 KHz |
| LED Display | | Yes for I-7066D | Yes for I-7067D | Yes for I-7080D |
| Safe Value (When Host Fail or communication fail) | | Yes | Yes | Yes |
| Power-on Preset Value | | Yes | Yes | Yes |
| Dual Watchdog Timer | | Yes | Yes | Yes |
| Availability | | Yes | Yes | Yes |

Analog Output Module Selection Guide

| Module | | I-7021 | I-7021P | I-7022 | I-7024 |
|--|-----------------|------------------|------------------|------------------|-------------------------------|
| Analog Output | Resolution | 12 bit | 14 bit | 12 bit | 14 bit |
| | Output Channels | 1 | 1 | 2 (* 1) | 4 |
| | Voltage Output | 0-10V | 0-10V | 0-10V | +/-10V, 0-10V, +/-5V, 0-5V |
| | Current Output | 0-20mA 4-20mA | 0-20mA 4-20mA | 0-20mA 4-20mA | 0-20mA 4-20mA |
| Safe Value (When Host Fail or communication fail) | | Yes | Yes | Yes | Yes |
| Power-on Preset Value | | Yes | Yes | Yes | Yes |
| Dual Watchdog Timer | | Yes | Yes | Yes | Yes |
| Availability | | Yes | Yes | Yes | Yes |
| * 1: channel to channel isolation | | | | | |

Touch Panel Selection Guide

| Module | Touch 506L | Touch 506T | Touch 510T |
|-------------------|-------------------|-------------------|----------------|
| Display | 5.7" STN LCD | 5.7" TFT LCD | 10.4" TFT LCD |
| Max colors | 4-Gray | 256 color | 256 color |
| Resolution | 320 x 240 | 320 x 234 | 640 x 480 |
| Touch Type | Resistive | Resistive | Resistive |
| Back light | CCFL x 1 | CCFL x 1 | CCFL x 2 |
| Interface Port | RS-232/RS-485 | RS-232/RS-485 | RS-232/RS-485 |
| Power Consumption | 0.5A max. @ 24VDC | 0.5A max. @ 24VDC | 430 mA @ 24VDC |
| Dimension | 204x150x48mm | 204x150x48mm | 315x238x62mm |
| Weight | Approx. 0.8Kg | Approx. 0.8Kg | Approx. 2.0Kg |

i-7000 **USB Converter & Hub**

SERIES

What is USB?

USB, or Universal Serial Bus is a connectivity specification developed by computer and telecommunication industry members for attaching peripherals to computers.

USB is designed to free all the troubles when installing external peripherals. It eliminates the hassle to open computer case for installing cards needed for certain devices.

It is designed to meet Microsoft Plug and Play (PnP) specification, meaning users can install, and hot-swap devices without long installation procedures and reboots.

I-7560



I-7560:

USB to RS-232 Converter

- Compatibility: USB 1.1 standard
- Input port : USB
- Output port: 9-wire RS-232
- RS-232 Signals: TxD, RxD, RTS, CTS, DSR, DTR, DCD, RI and GND
- Driver Supported:
Windows 98/ME/2000/XP/Linux

I-7561



I-7561:

USB to RS-232/422/485 Converter

- Compatibility : USB 1.1 standard
- Input Port : USB
- Output : RS-232/422/485
- "Self Tuner" inside
- 3000V DC-to-DC Power Isolation.
- Driver Supported:
Windows 98/ME/2000/XP/Linux


I-7563



I-7563:

USB to one channel RS-485 converter with a three way RS-485 Hub

- Compatibility: USB 1.1 standard
- Input port: USB.
- Output port: Three RS-485.
- "Self Tuner" inside.
- 3000V DC-to-DC Power Isolation.
- Driver supported:
Windows 98/ME/2000/XP/Linux

PCISA-7520R

U.S. Patent, US 6,401,159 B1

PCISA-7520R:**PCI / ISA Bus RS-232 to RS-485 Card**

- PCI/ISA Bus interface
- Input: RS-232
- Output: RS-485
- "Self Tuner" inside
- Speed: 300 ~115,200 bps
- 3000 V isolation
- Multiple Baud Rate; Multiple Data Format

PCISA-7520AR

U.S. Patent, US 6,401,159 B1

PCISA-7520AR:**PCI / ISA Bus RS-232 to RS-422/485 card**

- PCI/ISA Bus interface
- Input: RS-232
- Output: RS-422/485
- Other spec. same as PCISA-7520R

I-7551**I-7551:****Isolated RS-232 to RS-232 Converter**

- Jumpers JP1 and JP2 select the RS-232 input source type.
- Input: TxD, RxD, CTS, RTS, GND or TxD, RxD, DSR, DTR, GND
- Output: TxD, RxD, CTS, RTS, GND or TxD, RxD, DSR, DTR, GND
- 3000V DC-to-DC Power Isolation.
- 3570Vrms Channel-to-Channel isolation

I-7520

U.S. Patent, US 6,401,159 B1

I-7520R**I-7520:****RS-232 to RS-485 Converter****I-7520R:****I-7520 with 3000V DC isolation at RS-485 side**

- Input: RS-232 protocol
- Output: RS-485 protocol
- "Self Tuner" inside
- Speed: 300 ~115,200 bps
- 3000 V isolation
- Multiple Baud Rate; Multiple Data Format

I-7520A

U.S. Patent, US 6,401,159 B1

I-7520AR**I-7520A:****RS-232 to RS-422/RS-485 Converter**

- Input: RS-232 protocol
- Output: RS-422/485 protocol
- Other spec. is the same as I-7520

I-7520AR:**RS-232 to RS-422/RS-485 Converter**

- Same as I-7520A, except the power side is different

i-7000 *Isolated RS-422/485 Repeaters & Hubs*

SERIES

I-7510**I-7510A**

U.S. Patent, US 6,401,159 B1

I-7510:**RS-485 Repeater**

- "Self-Tuner" inside
- Multiple Baud Rate: 300,...9600,...115200 bps
- Multiple Data Format
- Automatically adjust Baud Rate and Data Format

I-7510A:**RS-422/RS-485 Repeater**

- Same as I-7510
- Plus RS-422 repeater

I-7510AR

U.S. Patent, US 6,401,159 B1

I-7510AR:**Three-way isolated RS-422/485 Repeater**

- Same as I-7510A
- 3000V DC-to-DC Power Isolation.

I-7513

U.S. Patent, US 6,401,159 B1

I-7513:**Three-way isolated RS-485 to 3 Channels RS-485 Hub**

- Input port: One RS-485.
- Output port: Three channels RS-485.
- "Self Tuner" inside.
- Speed: 300 ~ 115200 bps.
- 3000V DC-to-DC Power Isolation.

I-2541**I-2541:****RS-232 /422/485 to Fiber Optic Converter**

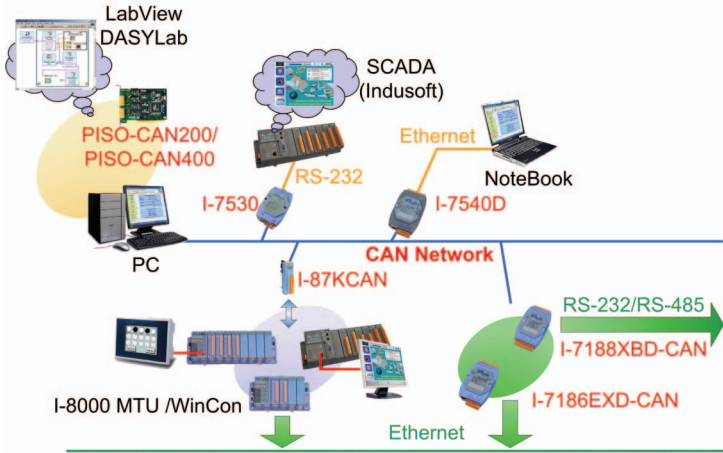
- Fiber Port: ST (Multi-mode)
- Wave Length: 850 nm
- Fiber Cable: 62.5/125 μ m
- Speed: "Self Tuner", auto switching baud rate, 300~115200 bps
- Extend transmission distance up to 2 Km.
- Isolation voltage: 3000V dc
- Optical isolation: 3570Vrms
- Power requirement: Unregulated +10V dc ~ +30V dc.
- Power consumption: 2.0W max.

i-7000 CAN Converter SERIES

i-7000

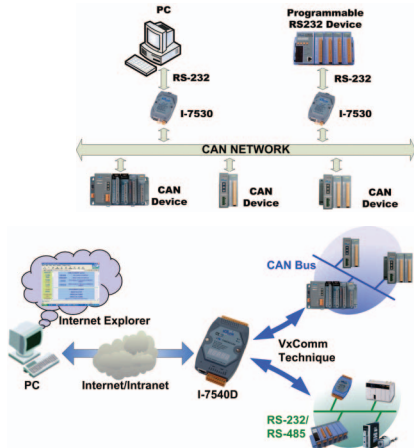
CAN Bus Introduction

The Controller Area Network (CAN) is a serial communication way, which efficiently supports distributed real-time control with a very high level of security. It provides the error process mechanisms and message priority concepts. These features can improve the network reliability and transmission efficiency. Furthermore, CAN supplies the multi-master capabilities, and is especially suited for networking "intelligent" devices as well as sensors and actuators within a system or sub-system.



I-7530 CAN/RS-232 Converter and I-7540 CAN/Ethernet Converter

I-7530 and I-7540D are the CAN/RS-232 and CAN/Ethernet converters. These two converters give solutions to overcome the data exchange between two different field buses. By using them, users can combine the programmable RS-232/Ethernet device into the CAN network if users want to integrate the different filed bus. Besides, Users also can obtain the CAN message on PC or notebook easily by applying the utilities of these converters. These utilities would be useful tools for CAN bus diagnostician in variety application.



i-7000 CAN Converter

SERIES



NEW!!

Ordering Information:

I-7530-G: Intelligent RS-232 to CAN converter



Available soon

Ordering Information:

I-7540D-G: Intelligent Ethernet to CAN

Specifications & Features

- Microprocessor inside with 20MHz
- CAN interface connector: D-Sub 9-pin
- RS-232 interface connector: D-Sub 9-pin
- Software configurable CAN and RS-232 communication parameters
- Support both CAN 2.0A and CAN 2.0B
- 3000Vrms on the CAN side
- Power, data flow and error indicator for CAN and RS-232
- Build-in jumper to select 120 ohm terminal resistor
- Max. CAN baud: 1M bps
- Max. RS-232 baud: 115.2K bps
- Watchdog inside
- Power consumption: 1W
- Unregulated +10VDC to +30VDC
- Operating temperature: -25°C to +75°C
- Storage temperature: -40°C to +80°C
- Dimensions: 119x72x33mm

Specifications & Features

- RDC 80186-80M Embedded CPU, or compatible
- SRAM: 512Kbytes
- Flash Memory: 512 Kbytes
- Supports a variety of TCP/IP features, including TCP, IP, ICMP, ARP
- 10/100 BASE-T DM9000AE compatible Ethernet Controller
- Support one RS-232 port, one RS-485 port and one CAN port
- 2500Vrms photo-isolation protection on CAN side.
- Software configurable CAN and RS-232 communication parameters
- Support both CAN specification 2.0A and 2.0B.
- 7-segment LED display.
- Watchdog inside
- Support Vxcomm technique
- Power Supply: 3.0W
- Unregulated +10VDC to +30VDC
- Operating temperature: -25°C to +75°C
- Storage temperature: -40°C to +80°C
- Dimensions: 119x72x33mm

i-7000 Analog I/O Modules

SERIES



I-7005:

Digital Output Module

- Analog Input Channels: 8
- Input Type: Precon ST-A3, Type u Fenwell, YSI, User-defined
- Accuracy: +/-0.1%
- Sampling Rate: 8 samples/second (Total)
- Common Mode Rejection: Typical 86dB
- Voltage Input Impedance: >1M Ohms
- Alarm Output: 6 Open Collector to 30V, 100mA, load (perchannel)
- Isolation Voltage: 3000VDC
- Individual Channel Configurable
- Wire Opening Detection
- Power Consumption: 1.1W



I-7011:

Thermocouple Input Module

I-7011D: I-7011 with LED Display

- Analog input types: thermocouple, mV, V or mA (requires optional external 125 Ω resistor)
- Input Ranges: +/-15mV, +/-50mV, +/-100mV, +/-500mV, +/-1V, +/-2.5V, +/-20mA
- Thermocouple types: J, K, T, E, R, S, B, N, C
- Sampling rate: 10 samples/sec
- Programmable Hi/Low alarm



I-7011P

I-7011PD: I-7011P with LED Display

- Enhanced version of I-7011
- Thermocouple types: J, K, T, E, R, S, B, N, C, L, M

i-7000 Analog I/O Modules

SERIES

I-7012



I-7012D



I-7012:
Analog Input Module

I-7012D:
I-7012 with LED Display

- Analog input types: mV, V, mA
(requires optional external 125 Ω resistor)
- Input Ranges: +/-150mV, +/-500mV, +/-1V, +/-5V, +/-10V, +/-20mA
- Sampling rate: 10 samples/sec.

I-7012F



I-7012FD



I-7012F

I-7012FD: I-7012F with LED Display

- High speed version of I-7012
- Can be configured as 12-bit resolution and 100Hz sampling rate
- Other spec. is the same as I-7012

I-7013



I-7013D



I-7013:
RTD Input Module

I-7013D: I-7013 with LED Display

- Analog input types: Pt or Ni RTD
- Sampling rate: 10 samples/sec.
- Input connection: 2, 3, or 4 wires
- Pt 100 input range:
+/-100°C, 0-100°C, 0-200°C, 0-600°C
- Ni input range: -80-100°C, 0-100°C

i-7000 Analog I/O Modules

SERIES

I-7014D



I-7014D:

Analog/Transmitter Input with LED Display

- Analog input types: V, mV, mA
- Input Ranges: +/-150mV, +/-500mV, +/-1V +/-5V, +/-10V, +/-20mA
- Sampling rate: 10 samples/sec.
- Isolated loop power: +15Vdc
- Input Linear Scaling
- LED indicator: 4 1/2 digit readout

I-7015



NEW!!

I-7015:

6-channel 3 wire RTD Input Module

- Analog input types: Pt, Ni or Cu RTD
- Sampling rate: 12 samples/sec
- Accuracy: 0.05%
- Input Connection: 2 or 3 wires
- Individual channel configurable
- Wire Opening Detection

I-7016

I-7016D



I-7016/7016D:

Strain Gauge Input Module

- Resolution: 16 bit
- Channels: 2 channel
- Input type: mV, V and mA
- Input range: +/-15mV, +/-50mV, +/-100mV, +/-500mV, +/-1V, +/-2.5V, +/-20mA
- Isolation: 3000V
- Sampling rate: 10Hz

I-7016P

I-7016PD



I-7016P/7016PD:

Strain Gauge Input Module For Longer Cable Length

- Channel: 1 channel
- Other Spec. is the same as I-7016
- Requires two more cables for remote sensing

i-7000 Analog I/O Modules

SERIES

I-7017

**I-7017:****8-channel Analog Input Module**

- Input types: mV, V, mA (requires optional external 125 Ω resistor)
- Input Ranges: +/-150mV, +/-500mV, +/-1V, +/-5V, +/-10V, +/-20mA,
- Channels: 6 differential, 2 single-ended or 8 differential (jumper selectable)
- Sampling rate: 10 samples/sec total

I-7017C

**I-7017C:****8-channel Current Input Module**

- Input Range : **Only Current Input (+/- 20mA)**
- Channels : 8 differential (no external resistor required)
- Sampling rate : 10 samples/sec total

I-7017F

**I-7017F:****8-channel Analog Input Module**

- High speed version of I-7017
- Can be configured as 12-bit resolution and 60Hz sampling rate
- Other spec. is the same as I-7017

I-7017R

**I-7017R:****8-channel Analog Input Module**

- Input Channels : 8 differential
- Input Types : mV, V, mA (requires optional external 125 Ω resistor)
- Sampling Rate : 10/60 samples/second total
- -3dB BandWidth : 15.7Hz
- Accuracy : +/-0.1%
- Common Mode Rejection : Typical 86dB
- Voltage Input Impedance : >2M Ohms
- Overvoltage Protection : 240 VRMS
- Isolation Voltage : 3000Vrms

I-7017RC

**I-7017RC:****8-channel Current Input Module**

- Input Type : **Only Current Input (+/- 20mA)**
- Other Spec. is the same as I-7017R (no external resistor required)

i-7000 Analog I/O Modules

SERIES

I-7018



I-7018:

8-channel Thermocouple Input Module

- Input type: same as I-7011
- Input Range: same as I-7011
- Channels:
 - 6 differential, 2 single-ended or
 - 8 differential (jumper selectable)
- Sampling rate: 10 samples/sec total

I-7018BL



I-7018BL:

8-channel Thermocouple Input Module

- Break Line Detection
- Other Spec. is the same as I-7018

I-7018P



I-7018P:

8-channel Thermocouple Input Module

- same as 7018
- Add two thermocouple input type: L, M

I-7018R



I-7018R:

8-channel Thermocouple Input Module

- Input Type: mV, V, mA (requires optional external 125 Ω resistor), Thermocouple
- Thermocouple Type: J, K, T, E, R, S, B, N, C, L, M
- Sampling Rate: 10 samples/Second total
- -3d B BandWidth: 15.7Hz
- Accuracy: +/- 0.25%
- Common Mode Rejection: Typical 86dB
- Voltage Input Impedance: >2M Ohms
- Overvoltage Protection: 240 VRMS
- Isolation Voltage: 3000 VDC
- Break Line Detection

i-7000 Analog I/O Modules

SERIES

I-7019R

**I-7019R:****8-channel Universal Analog Input Module**

- Input Type: mV, V, mA, Thermocouple,
- Voltage Range: +/-15mV, +/-50mV, +/-100mV, +/-150mV, +/-500mV, +/-1V, +/-2.5V, +/-5V, +/-10V
- Current Range: +/-20mA(jumper selectable)
- Thermocouple Type: J,K,T,E,R,S,B,N,C,L,M,L2
- Sampling Rate: 8 samples/second total
- -3dB BandWidth: 5.24Hz
- Accuracy: +/- 0.15%
- Individual Channel Configurable
- Common Mode Rejection: Typical 86dB
- Voltage Input Impedance: >1M Ohms
- Overvoltage Protection: 240 Vrms
- Isolation Voltage: 3000 VDC

I-7033

I-7033D

**I-7033:****3-channel RTD Input Module****I-7033D:****I-7033 with LED Display**

- Input Channel: 3 diff.
- Sampling rate: 15Hz (Total)
- Other Spec. is the same as I-7013

i-7000 Analog I/O Modules

SERIES

I-7021



I-7021:

Analog Output Module

- Resolution: 12 bit
- Analog output type: mA, V
- Output Range: 0-20mA, 4-20mA, 0-10V
- Accuracy: +/-0.1%
- Programmable output slew rate:
0.0625 to 512V/sec. 0.125 to 1024mA/sec.

I-7021P



I-7021P:

Analog Output Module

- Resolution: 14 bit
- High precision version of I-7021
- Current output 0-20mA, 4-20mA
- Voltage output 0-10V

I-7022



I-7022:

2-channel Analog Output Module

- Resolution: 12 bit
- Analog output channel: 2
- Current output: 0-20mA, 4-20mA
- Voltage output: 0-10V
- Channel to channel isolated

I-7024



I-7024:

4-channel Analog Output Module

- Resolution: 14 bit
- Current output 0-20mA, 4-20mA
- Voltage output: +/-10V, 0-10V, +/-5V, 0-5V
- Programmable output slew rate
0.0625 to 1024V/sec
0.125 to 2048 mA/sec

i-7000 Digital I/O Modules

SERIES

I-7041



I-7041D

**I-7041:****Isolated Digital Input Module****I-7041D:****I-7041 with LED Display**

- Input: 14 single-ended
- ON Voltage Level: 4V to 30V.
- OFF Voltage Level: 0 to 1V.
- Isolation voltage: 3750Vrms
- Input resistance: 3K Ohms, 1/4W

I-7042



I-7042D

**I-7042:****Isolated O.C. Output Module****I-7042D:****I-7042 with LED**

- Digital Output channels: 13
- Open collector to 30V, 100mA max load
- Isolation voltage: 3750Vrms
- Direct drive power relay module

I-7043



I-7043D

**I-7043:****Non-isolated O.C. Output Module****I-7043D:****I-7043 with LED**

- Digital Output channels: 16
- Open collector to 30V. 100mA max load
- Direct drive power relay module

I-7044



I-7044D

**I-7044: Isolated Digital Input & Output Module****I-7044D: I-7044 with LED Display**

- Input: 4 single-ended
- ON Voltage Level: 4V to 30V.
- OFF Voltage Level: 0 to 1V.
- Input isolation voltage: 3750Vrms
- Digital Output channels: 8
- Open collector to 30V.
- 375mA max per channel

I-7045



I-7045D


**I-7045: 16 channel Isolated Digital Output Module****I-7045D: I-7045 with LED Display**

- Channels : 16
- External Voltage : 10 to 40V max.
- Output current : 650mA per channel
- Isolation Voltage : 3750Vrms
- Direct drive power relay module
- Power consumption: 0.5W
- Short circuit protection

NEW!!

i-7000 Digital I/O Modules

SERIES



I-7050: Non-isolated Digital I/O Module

I-7050D: I-7050 with LED Display

- Digital input channels: 7
Level:
OFF Voltage Level: +3.5 ~ +30V
ON Voltage Level: +1V max.
- Digital output channels: 8
Open collector to 30V, 30mA max. load
Power dissipation: 300mW



I-7050A: Digital I/O Module (Current Source)

I-7050AD: I-7050A LED Display


- Digital Input Channels: 7
OFF Voltage Level: +1V max
ON Voltage Level: +3.5V~+30V
- Digital Output Channels: 8
Open Collector to 30V, 50mA(max). load



I-7051: Isolated Digital Input Module

I-7051D: I-7051 LED Display

- Digital Input Channels: 16
- Isolation voltage: 3750 Vrms
- Digital input status:
Dry contact:
OFF Voltage Level: open
ON Voltage Level: close to GND
- Wet contact:
OFF Voltage Level: +3V max
ON Voltage Level: +10V to +50V
- Effective distance for dry contact:
500m max



I-7052: Isolated Digital Input Module

I-7052D: I-7052 with LED Display

- Input: 6 differential and 2 single-ended
ON Voltage Level: 3.5V to 30V.
OFF Voltage Level: 0 to 1V.
- Isolation voltage: 5000V rms
- Input resistance: 3K Ohms, 1/4W



I-7053_FG:

Non-isolated Digital Input Module

I-7053D_FG:

I-7053 with Display

- Input: 16 single-ended
ON Voltage Level: 4V to 30V.
OFF Voltage Level: 0 to 2V.

i-7000 Digital I/O Modules

SERIES

I-7055



I-7055D



NEW!!

I-7055: Isolated Digital Input Module**I-7055D: I-7055 LED Display**

- Digital Input Channels: 8
- Digital Input status
 - Dry contact: OFF Voltage Level: open
 - ON Voltage Level: close to GND
- Wet contact: OFF Voltage Level: +3V max
- ON Voltage Level: +10V to +50V

Effective distance for dry contact: 500m max

- Digital Output channels: 8
- Open collector to 40V, 650mA max. load (Short Circuit Protection)
- Optical Isolation: 3750Vrms

I-7058: 8-channel Isolated Digital Input Module**I-7058D: I-7058 with Display**

- Digital input channel : 8 differential
- Operating Voltage: 80~250 VAC peak
- Input Voltage
 - ON Voltage Level: AC 80V min.
 - OFF Voltage Level: AC 30V max.
- Maximum Input Voltage :AC 250V
- AC frequency : 45Hz(min.)
- Isolation :5000Vrms

I-7058



I-7058D



I-7059



I-7059D



NEW!!

I-7059: 8-channel AC Input Module**I-7059D: I-7059 with Display**

- Input Channel: 8 differential
- Operating Voltage: 10 ~ 80VAC Peak
- ON Voltage Level: 10VAC min.
- OFF Voltage Level: 3.0VAC max.
- AC Frequency: 47~400Hz (>45Hz min.)
- Input Impedance: 10K Ohms
- Isolation Voltage: 5000Vrms
- Power Input: +10V to +30V
- Power Consumption: 0.3W max.

I-7060



I-7060D

**I-7060:****Relay Output & Isolated Digital Input Module****I-7060D: I-7060 with LED Display**

- Input: 4 single-ended
 - ON Voltage Level: 4V to 30V.
 - OFF Voltage Level: 0 to 1V.
- Isolation voltage: 3750Vrms
- Input resistance: 3K Ohms, 1/4W
- Output: 4-channel relay

I-7063



I-7063D

**I-7063: Power Relay & Isolated Digital Input Module****I-7063D : I-7063 with LED Display**

- Input : 8 single-ended
 - ON Voltage Level: 4V to 30V.
 - OFF Voltage Level: 0 to 1V.
- Input resistance: 3K ohms
- Isolation voltage: 3750Vrms
- Output: 3 Form A power relay
- Contact rating: 5A@250VAC / 5A@30VDC

i-7000 Digital I/O Modules

SERIES

I-7063A

I-7063AD



I-7063A: AC-SSR & Isolated Digital Input Module
I-7063AD: I-7063A with LED Display

- Digital input spec. is the same as I-7063
- Output: 3 AC-SSR , Normal open
- Contact rating: Load voltage: AC 24 to 265Vrms
- Leakage current: 1.5mArms
- Max load current: 1.0Arms

I-7063B

I-7063BD



I-7063B: DC-SSR & Isolated Digital Input Module
I-7063BD: I-7063B with LED Display

- Digital input spec. is the same as I-7063
- Output: 3 DC-SSR , Normal open
- Contact rating: Load voltage: DC 3 to 30V
- Leakage current: 0.1mA
- Max load current: 1.0A

I-7065

I-7065D



I-7065: Power Relay & Isolated Digital Input Module
I-7065D: I-7065 with LED Display

- Input : 4 single-ended
- ON Voltage Level: 4V to 30V.
- OFF Voltage Level: 0 to 1V.
- Input resistance: 3K Ohms
- Output: 5 Form A power relay
- Contact rating: 5A@250VAC
- 5A@30VDC

I-7065A

I-7065AD



I-7065A: AC-SSR & Isolated Digital Input Module
I-7065AD: I-7065A with LED Display

- Digital input spec. is the same as I-7065
- Output: 5 AC-SSR , Normal open
- Contact rating:
- Load voltage: AC 24 to 265Vrms
- Leakage current: 1.5mArms
- Max load current: 1.0Arms
- Isolation voltage: 3750Vrms

i-7000 Digital I/O Modules

I-7065B



I-7065BD



I-7065B: DC-SSR & Isolated Digital Input Module

I-7065BD: I-7065B with LED Display

- Digital input spec. is the same as I-7065
- Output: 5 DC-SSR , Normal open
- Contact rating:
 - Load voltage: DC 3 to 30V
 - Leakage current: 0.1mA
 - Max load current: 1.0A
- Isolation voltage: 3750Vrms

I-7066



I-7066D



I-7066: Photo Mos Relay Output Module

I-7066D: I-7066 with Display

- 7 form A Photo Mos Relays
- Load voltage : 350V
- Continuous load current: 0.13A
- 5,000V Optional Isolation

I-7067



I-7067D



I-7067: Relay Output Module

I-7067D: I-7067 with Display

- Relay output: 7 Form A
- Contact rating: AC: 125V @0.5A
- DC: 24V @2A

Counter Modules

I-7080




I-7080D



I-7080: Counter/Frequency Input Module

I-7080D: I-7080 with LED Display

- Counter input: 2 independent 32 bit counter
- Frequency input: 100K Hz max
- Input: 3750V isolated or non-isolated
- Non-isolated programmable threshold value
- Programmable digital noise filter
- LED indicator: 5 digit readout (I-7080D)



Relay Modules

RM-10X Series Relay Module

- 16A, 1 form C Relay
- RM-104/RM-108/RM-116

RM-20X Series Relay Module

- 5A, 2 form C Relay
- RM-204/RM-208/RM-216

DN-PR4:

- Channels: 4
- Relay Type: Form A
- Load Voltage: 50~250VAC/5A

DN-SSR4:

- Channels: 4
- Relay Type: Form A
- Load Voltage: 50~250VAC/4A

Power Supply

ACE-540A/DIN-540A:

- Inputs: 85~264VAC@47~63Hz
- Output: +24VDC/1.7A
- Over Load protection
- DIN-Rail Mounted(DIN-540A)

KA-52F/DIN-KA52F

- Inputs: 100~250VAC
- Outputs: +24VDC/1A
- DIN-Rail Mounted(DIN-KA52F)

PWR-24/110

- Inputs: 110VAC/60Hz
- Outputs: +24VDC/200mA

PWR-24/220F

- Inputs: 220AC/60Hz
- Outputs: +24VDC/100mA

PWR-24/230R

- Inputs: 230VAC(Round type plugged)
- Outputs: +24VDC/200mA




DP-640/DP-660/DP-665

- Inputs: 85~264VAC@47~63Hz
- Outputs: +24V/1.7A (DP-640); +24VDC/2.5A; +5VDC/0.5A (DP-660/DP-665)

DP-1200

- Inputs: 85~ 264VAC@47~63Hz
- Outputs: +24V/5A
- DIN-Rail Mounted

MMICON



Man Machine Interface

MMICON

- Man-Machine interface Control Board
- 240x64 dots Graphics LCD interface
- LCD display area: 107.97x77mm
- 4x4 keyboard interface
- RS-232/RS-485 interface

Touch series



Touch 506L/506T



Touch 510T

Touch 506T

- 5.7" Color TFT Touch Panel Display
- RS-232 / RS-485 Interface
- Connect to I-7188, I-8000, W-8000 or other PAC

Touch 506L

- 5.7" 4-Gray STN Touch Panel Display
- RS-232 / RS-485 Interface
- Connect to I-7188, I-8000, W-8000 or other PAC

Touch 510T

- 10.4" Color TFT Touch Panel Display
- RS-232 / RS-485 Interface
- Connect to I-7188, I-8000, W-8000 or other PAC

i-7000 *Radio Modems and Antennas*

SERIES

i-7000



SST-2450

SST-900EXT

SST-2450:

- Based on DSSS and RF technology
- Operating in 2410~2472MHz, ISM band
- Number of channels: 16
- Transmit Power: 0.05W
- Communication distance: 100~300M (obstacle free environment)
- CE Report No:02AH055E1
- FCC ID:Q6MIT450000

SST-900EXT:

- Based on DSSS and RF technology
- Operating in 902~928MHz, ISM band
- Number of channels: 8
- Transmit Power: 0.1W
- Communication distance: 100~300M (obstacle free environment)



ANT-8

ANT-15YG

ANT-8

1 Km external antenne for SST-2450 (Omnidirectional)

ANT-15YG

9 Km external antenne for SST-2450 (Directional)



Accessories

I-950-ENC Industrial Enclosure

- IP66 Industrial enclosure
- Built-in DIN-Rail for easy mounting
- Seal design provides anti-leak protection
- Dimensions: 254x180x90mm

I-3625-ENC

- Dimension: 360 x 254 x 165mm

Accessories



Terminal Block cover

CA-5810


- For 10 pin 5.08mm pitch

CA-3813

- For 13 pin 3.81mm pitch
And 14 pin 3.5 mm pitch

CA-0945

- For 9 pin 3.81 mm pitch with RJ-45 connector



Relay Modules

RM-38 Series Relay Module

- 6.2 mm wide
- Contact configuration : 1 co (SPDT)
- Load Voltage : 12~240VAC/6A


RM-48.61/RM-48.62 Series Relay Module RM-48.61

- 15.5 mm wide,
- Contact configuration : 1 co (SPDT)
- Load voltage : 12~240VAC/16A

RM-48.62

- 15.5 mm wide
- Contact configuration : 2 co (DPDT)
- Load voltage : 12~240VAC/10A

Installation



Ordering Information

- RM-38 SPDT (5 piece in one box)
- Option: 20-way jumper link for RM-38
- RM-48.61 RM-48 SPDT (4 pieces in one box)
- RM-48.62 RM-48 DPDT (4 pieces in one box)
- Option: 18-way jumper link for RM-48 series

Tento produkt můžete zakoupit u společnosti AutoCont IPC a.s.



AutoCont IPC a.s.

Váš dodavatel průmyslových počítačů, komponent a speciálních průmyslových IT systémů.

 Uhlířská 1064/3, 710 00 Ostrava, Česká republika

 obchod@autocont-ipc.cz

 +420 552 301 002

 www.autocont-ipc.cz



PRŮMYSLOVÉ POČÍTAČE

fanless embedded PC, do racku, ...



POČÍTAČE S DISPLEJEM

panelové PC, terminály, do vozidel, ...



AUTOMATIZACE A SBĚR DAT

převodníky, karty, moduly, switche, ...



PERIFERIE A KOMPONENTY

monitory, klávesnice, desky, skříně, ...



NOTEBOOKY A TABLETY

odolné, windows, android, IP65, ...



INFORMAČNÍ KIOSKY

interiérové, venkovní, ...



MEDICÍNSKÁ TECHNIKA

počítače, tablety, LCD, klávesnice, ...



SOFTWAREVÁ ŘEŠENÍ

pro výrobu, zaměstnance, kiosky, ...



PŘEJÍT DO E-SHOPU

eshop.autocont-ipc.cz



DOPRAVA ZDARMA

Doprava zdarma v ČR a SR při objednávce nad 10 000 Kč bez DPH nebo nad 400 EUR.



PRODLOUŽENÁ ZÁRUKA

Záruka 2 roky na vyráběné počítače s možností jejího prodloužení až na 5 let.



ODMĚNA ZA VĚRNOST

Pravidelní zákazníci u nás nakupují za nižší ceny. Výše slevy se odvíjí od realizovaného obrátu.



SERVIS ON-SITE A IN-TIME

K projektovým dodávkám nabízíme rozšířenou podporu a servis s garancí výměny zařízení do 48 hodin.